
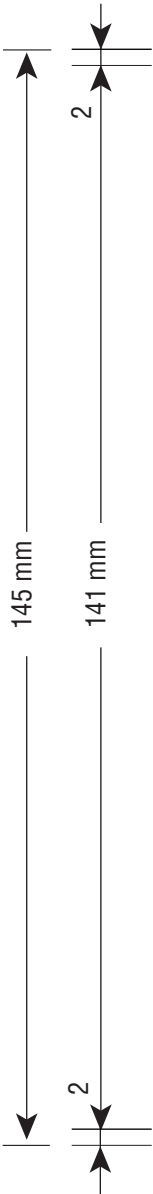
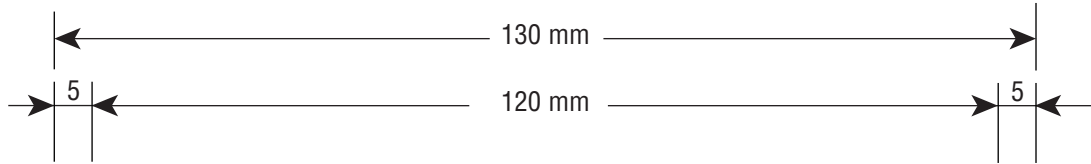


US79884087C (120227) RIMFIRE MAX 90 oz. ETL 11/14/12



US79884087C (120227) RIMFIRE MAX 90 oz. ETL



FIRST AID

IF IN EYES:	<ul style="list-style-type: none"> • Hold eye open and rinse slowly and gently with water for 15-20 minutes. • Remove contact lenses, if present, after the first 5 minutes, then continue rinsing. • Call a poison control center or doctor for treatment advice.
IF ON SKIN OR CLOTHING:	<ul style="list-style-type: none"> • Take off contaminated clothing. • Rinse skin immediately with plenty of water for 15-20 minutes. • Call a poison control center or doctor for treatment advice.
IF INHALED:	<ul style="list-style-type: none"> • Move person to fresh air. • If person is not breathing, call 911 or an ambulance, then give artificial respiration, preferably by mouth-to-mouth, if possible. • Call a poison control center or doctor for further treatment advice.
IF SWALLOWED:	<ul style="list-style-type: none"> • Immediately call a poison control center or doctor for treatment advice. • Do not induce vomiting unless told to do so by a poison control center or doctor. • Do not give any liquid to the person. • Do not give anything by mouth to an unconscious person.
<p>For MEDICAL Emergencies Call 24 Hours A Day 1-800-334-7577. Have the product container or label with you when calling a poison control center or doctor or going for treatment.</p>	
<p>NOTE TO PHYSICIAN: May pose an aspiration pneumonia hazard. Contains petroleum distillate.</p>	

PRECAUTIONARY STATEMENTS

WARNING

HAZARD TO HUMANS AND DOMESTIC ANIMALS

Causes substantial but temporary eye injury. Harmful if absorbed through skin. Harmful if inhaled. Harmful if swallowed. Avoid contact with skin, eyes, or clothing. Do not get in eyes or on clothing. Avoid breathing dust. Wear protective eyewear (goggles, face shield, or safety glasses). Wear long-sleeved shirt and long pants, socks, shoes, and chemical-resistant gloves (such as Barrier Laminate, Butyl Rubber, Nitrile Rubber, or Viton).

PERSONAL PROTECTIVE EQUIPMENT (PPE)

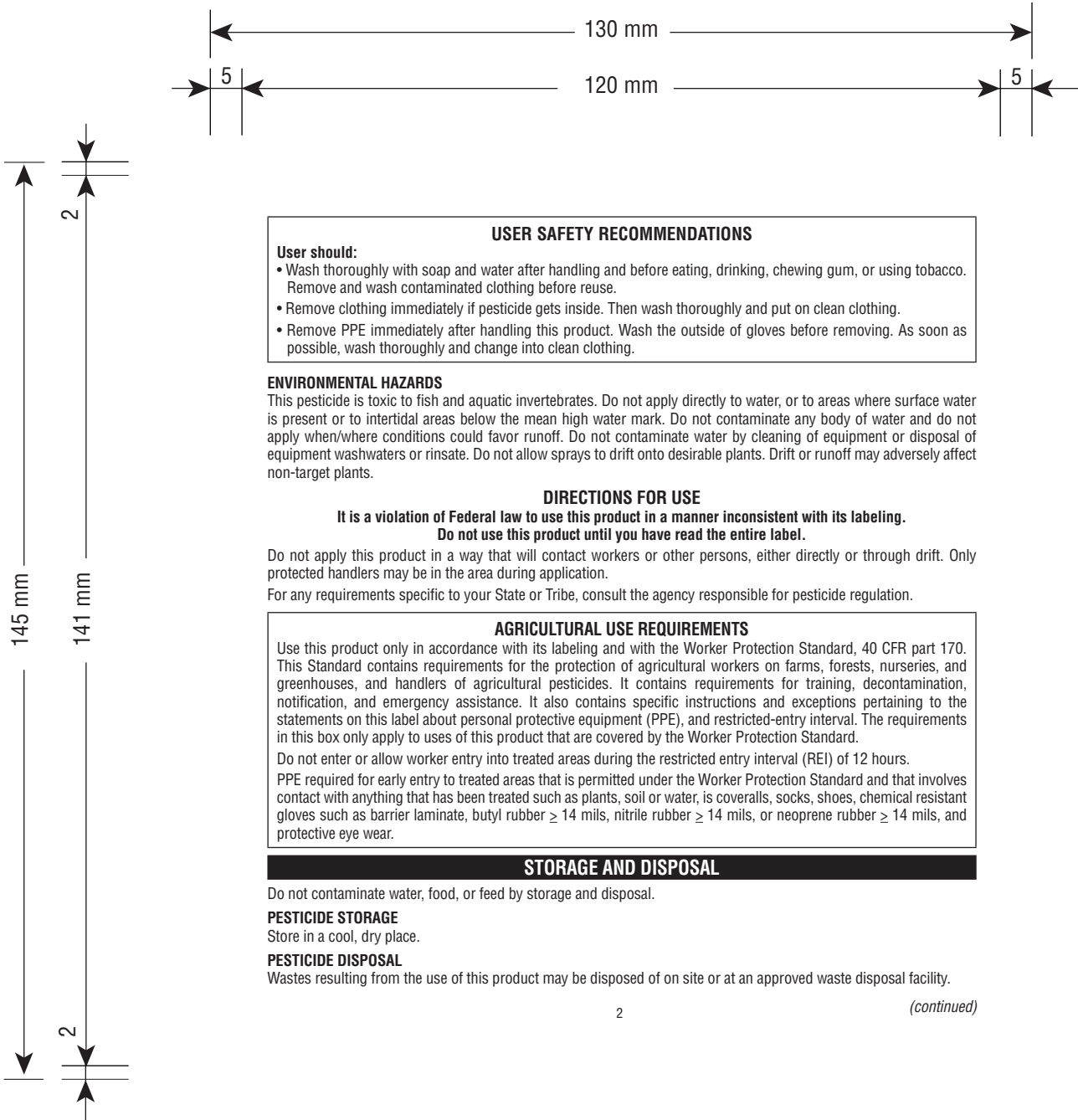
Some materials that are chemical-resistant to this product are listed below. If you want more options, follow the instructions for category A on an EPA chemical resistance category selection chart.

Applicators and other handlers must wear: Long-sleeved shirt and long pants, socks, shoes, chemical resistant gloves such as barrier laminate, butyl rubber \geq 14 mils, nitrile rubber \geq 14 mils, or neoprene rubber \geq 14 mils, and protective eyewear (safety glasses). Follow manufacturer's instructions for cleaning/maintaining PPE. If no such instructions for washables exist, use detergent and hot water. Keep and wash PPE separately from other laundry.

ENGINEERING CONTROL STATEMENT

When handlers use closed systems, enclosed cabs or aircraft in a manner that meets the requirements listed in the Worker Protection Standard (WPS) for agricultural pesticides [40 CFR 170.240 (d)(4-6)], the handler PPE requirements may be reduced or modified as specified in the WPS.

US79884087C (120227) RIMFIRE MAX 90 oz. ETL



USER SAFETY RECOMMENDATIONS

User should:

- Wash thoroughly with soap and water after handling and before eating, drinking, chewing gum, or using tobacco. Remove and wash contaminated clothing before reuse.
- Remove clothing immediately if pesticide gets inside. Then wash thoroughly and put on clean clothing.
- Remove PPE immediately after handling this product. Wash the outside of gloves before removing. As soon as possible, wash thoroughly and change into clean clothing.

ENVIRONMENTAL HAZARDS

This pesticide is toxic to fish and aquatic invertebrates. Do not apply directly to water, or to areas where surface water is present or to intertidal areas below the mean high water mark. Do not contaminate any body of water and do not apply when/where conditions could favor runoff. Do not contaminate water by cleaning of equipment or disposal of equipment washwaters or rinsate. Do not allow sprays to drift onto desirable plants. Drift or runoff may adversely affect non-target plants.

DIRECTIONS FOR USE

**It is a violation of Federal law to use this product in a manner inconsistent with its labeling.
Do not use this product until you have read the entire label.**

Do not apply this product in a way that will contact workers or other persons, either directly or through drift. Only protected handlers may be in the area during application.

For any requirements specific to your State or Tribe, consult the agency responsible for pesticide regulation.

AGRICULTURAL USE REQUIREMENTS

Use this product only in accordance with its labeling and with the Worker Protection Standard, 40 CFR part 170. This Standard contains requirements for the protection of agricultural workers on farms, forests, nurseries, and greenhouses, and handlers of agricultural pesticides. It contains requirements for training, decontamination, notification, and emergency assistance. It also contains specific instructions and exceptions pertaining to the statements on this label about personal protective equipment (PPE), and restricted-entry interval. The requirements in this box only apply to uses of this product that are covered by the Worker Protection Standard.

Do not enter or allow worker entry into treated areas during the restricted entry interval (REI) of 12 hours.

PPE required for early entry to treated areas that is permitted under the Worker Protection Standard and that involves contact with anything that has been treated such as plants, soil or water, is coveralls, socks, shoes, chemical resistant gloves such as barrier laminate, butyl rubber \geq 14 mils, nitrile rubber \geq 14 mils, or neoprene rubber \geq 14 mils, and protective eye wear.

STORAGE AND DISPOSAL

Do not contaminate water, food, or feed by storage and disposal.

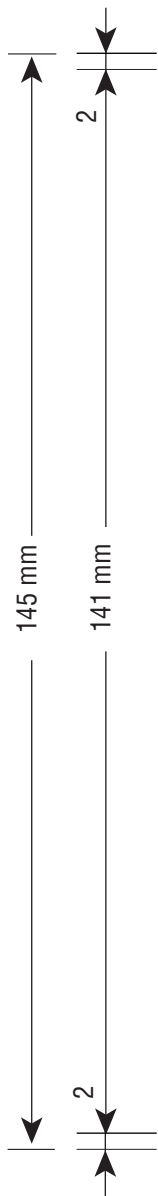
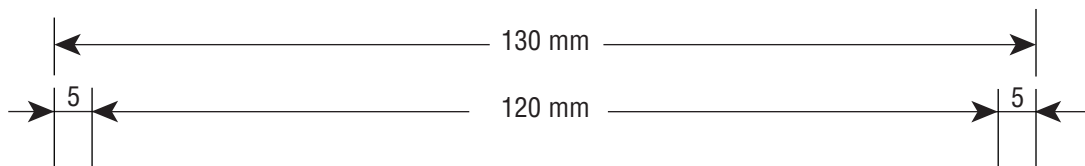
PESTICIDE STORAGE

Store in a cool, dry place.

PESTICIDE DISPOSAL

Wastes resulting from the use of this product may be disposed of on site or at an approved waste disposal facility.

US79884087C (120227) RIMFIRE MAX 90 oz. ETL



CONTAINER HANDLING

Non-refillable container. Do not reuse or refill this container. Offer for recycling, if available. Offer for reconditioning, if appropriate. Triple rinse container (or equivalent) promptly after emptying. Triple rinse as follows: Empty the remaining contents into application equipment or a mix tank. Fill the container 1/4 full with water and recap. Shake for 10 seconds. Pour rinsate into application equipment or a mix tank or store rinsate for later use or disposal. Drain for 10 seconds after the flow begins to drip. Repeat this procedure two more times. Puncture and dispose of in a sanitary landfill, or by incineration; or, if allowed by State and local authorities, by burning. If burned, stay out of smoke.

PRODUCT INFORMATION

RIMFIRE® Max Herbicide is intended for application as a foliar spray in winter and spring wheat (including durum) for control of annual grasses and broadleaf weeds.

ENVIRONMENTAL AND BIOLOGICAL ACTIVITY

RIMFIRE Max Herbicide is absorbed by foliage and roots of weeds and offers contact and residual weed control. RIMFIRE Max Herbicide provides the most consistent control when applied to actively growing weeds. RIMFIRE Max Herbicide is active against many important grass and broadleaf weeds (see list below for details). Environmental conditions, which support vigorous growth of crop and weeds, also result in highest herbicidal activity. Following application, symptoms of herbicidal activity may develop within several days. Speed of herbicide action depends on environmental conditions and increases with increasing temperature and moisture. Sensitive weeds quickly stop growing and no longer compete with the crop. Visible signs of activity include cessation of elongation, yellowing and/or reddening of weeds, and finally plant death.

Abnormal environmental conditions (excess soil moisture or drought, extreme cold weather) can influence crop tolerance and herbicidal activity and may cause temporary response of the crop or reduced levels of weed control. This may result in weed stunting, rather than weed death. However, weed competition will be greatly reduced, and should permit normal crop development. Crop response may occur when frost occurs shortly after an application of RIMFIRE Max Herbicide to actively growing wheat.

CROPS

RIMFIRE Max Herbicide may be used on winter and spring wheat, including durum.

SURFACTANTS

RIMFIRE Max Herbicide is a water dispersible granule that does not include an adjuvant. A recommended adjuvant **must** be tankmixed with RIMFIRE Max Herbicide according to the guidelines as described in the **MIXING INSTRUCTIONS** section.

RIMFIRE Max Herbicide offers the flexibility to choose between three distinct adjuvant systems including 1) methylated seed oil or 2) "basic blend" type adjuvant, 3) non-ionic surfactant plus ammonium nitrogen fertilizer. A methylated seed oil, basic blend adjuvant or a non-ionic surfactant (NIS) plus ammonium nitrogen fertilizer must be tankmixed with RIMFIRE Max Herbicide.

Do not use additives that alter the spray solution below 6.0 pH. Best results are obtained at spray solution pH of 6.0 – 8.0.

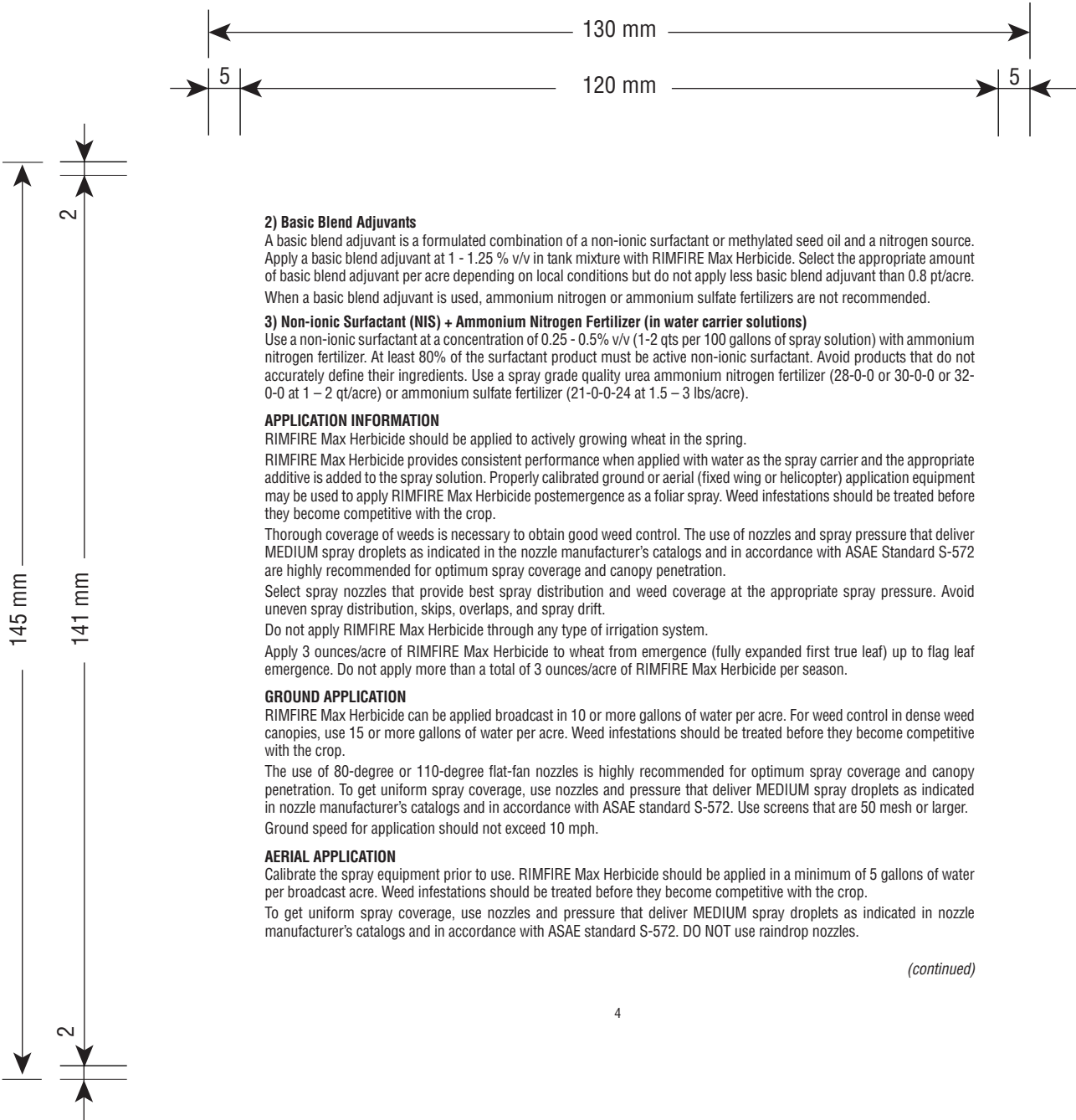
Organosilicone-based surfactants or crop oil concentrate surfactants are not recommended for use with RIMFIRE Max Herbicide.

1) Methylated Seed Oil (MSO)

A methylated seed oil offers the most robust adjuvancy with RIMFIRE Max Herbicide. Select a high quality methylated seed oil containing at least 80% methylated seed oil and 10% emulsifier or greater. Use 1.3 – 1.5 pt MSO/acre in tankmixture with RIMFIRE Max Herbicide. The potential for crop response may be increased with the use of MSO compared to non-ionic surfactant plus ammonium nitrogen fertilizer.

When a methylated seed oil is used, ammonium nitrogen or ammonium sulfate fertilizers are not recommended.

US79884087C (120227) RIMFIRE MAX 90 oz. ETL



2) Basic Blend Adjuvants

A basic blend adjuvant is a formulated combination of a non-ionic surfactant or methylated seed oil and a nitrogen source. Apply a basic blend adjuvant at 1 - 1.25 % v/v in tank mixture with RIMFIRE Max Herbicide. Select the appropriate amount of basic blend adjuvant per acre depending on local conditions but do not apply less basic blend adjuvant than 0.8 pt/acre. When a basic blend adjuvant is used, ammonium nitrogen or ammonium sulfate fertilizers are not recommended.

3) Non-ionic Surfactant (NIS) + Ammonium Nitrogen Fertilizer (in water carrier solutions)

Use a non-ionic surfactant at a concentration of 0.25 - 0.5% v/v (1-2 qts per 100 gallons of spray solution) with ammonium nitrogen fertilizer. At least 80% of the surfactant product must be active non-ionic surfactant. Avoid products that do not accurately define their ingredients. Use a spray grade quality urea ammonium nitrogen fertilizer (28-0-0 or 30-0-0 or 32-0-0 at 1 - 2 qt/acre) or ammonium sulfate fertilizer (21-0-0-24 at 1.5 - 3 lbs/acre).

APPLICATION INFORMATION

RIMFIRE Max Herbicide should be applied to actively growing wheat in the spring.

RIMFIRE Max Herbicide provides consistent performance when applied with water as the spray carrier and the appropriate additive is added to the spray solution. Properly calibrated ground or aerial (fixed wing or helicopter) application equipment may be used to apply RIMFIRE Max Herbicide postemergence as a foliar spray. Weed infestations should be treated before they become competitive with the crop.

Thorough coverage of weeds is necessary to obtain good weed control. The use of nozzles and spray pressure that deliver MEDIUM spray droplets as indicated in the nozzle manufacturer's catalogs and in accordance with ASAE Standard S-572 are highly recommended for optimum spray coverage and canopy penetration.

Select spray nozzles that provide best spray distribution and weed coverage at the appropriate spray pressure. Avoid uneven spray distribution, skips, overlaps, and spray drift.

Do not apply RIMFIRE Max Herbicide through any type of irrigation system.

Apply 3 ounces/acre of RIMFIRE Max Herbicide to wheat from emergence (fully expanded first true leaf) up to flag leaf emergence. Do not apply more than a total of 3 ounces/acre of RIMFIRE Max Herbicide per season.

GROUND APPLICATION

RIMFIRE Max Herbicide can be applied broadcast in 10 or more gallons of water per acre. For weed control in dense weed canopies, use 15 or more gallons of water per acre. Weed infestations should be treated before they become competitive with the crop.

The use of 80-degree or 110-degree flat-fan nozzles is highly recommended for optimum spray coverage and canopy penetration. To get uniform spray coverage, use nozzles and pressure that deliver MEDIUM spray droplets as indicated in nozzle manufacturer's catalogs and in accordance with ASAE standard S-572. Use screens that are 50 mesh or larger. Ground speed for application should not exceed 10 mph.

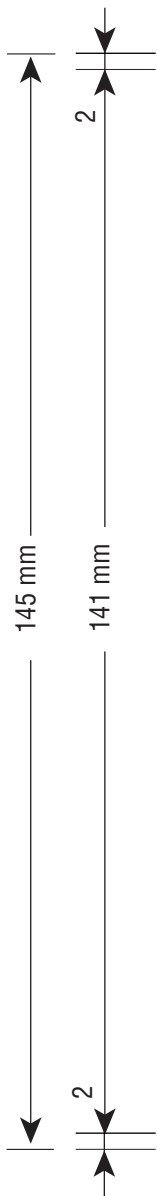
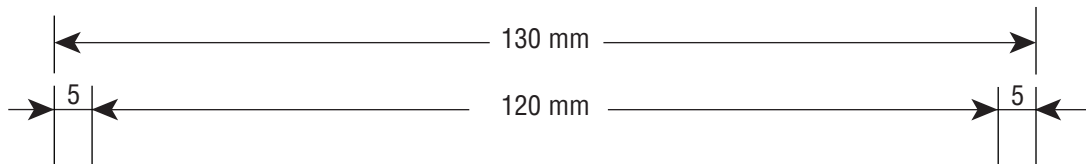
AERIAL APPLICATION

Calibrate the spray equipment prior to use. RIMFIRE Max Herbicide should be applied in a minimum of 5 gallons of water per broadcast acre. Weed infestations should be treated before they become competitive with the crop.

To get uniform spray coverage, use nozzles and pressure that deliver MEDIUM spray droplets as indicated in nozzle manufacturer's catalogs and in accordance with ASAE standard S-572. DO NOT use raindrop nozzles.

(continued)

US79884087C (120227) RIMFIRE MAX 90 oz. ETL



Aerial applications with this product should be made at a maximum height of 10 feet above the crop with low drift nozzles. Avoid application under conditions where uniform coverage cannot be obtained or where excessive spray drift may occur.

Flagmen and loaders should avoid inhalation of spray mist and prolonged contact with skin.

See the **Spray Drift Management** section of this label for additional information on proper application of RIMFIRE Max Herbicide.

MIXING INSTRUCTIONS

RIMFIRE Max Herbicide must be applied with clean and properly calibrated equipment. Prior to adding RIMFIRE Max Herbicide to the spray tank, ensure that the spray tank, filters and nozzles have been thoroughly cleaned. In-line strainers and nozzle screens should be 50 mesh or coarser.

1. Fill the spray tank 1/4 to 1/2 full with clean water and begin agitation or bypass.
2. Add the appropriate rate of RIMFIRE Max Herbicide, as determined under "Recommended Rates," directly to the spray tank. Maintain sufficient agitation during both mixing and application.
3. Add a recommended broadleaf weed herbicide, if desired.
4. Add the surfactant.
5. Fill the spray tank with balance of water needed.
6. Continue agitation during RIMFIRE Max Herbicide application to ensure uniform spray coverage. If the mixture is not continuously agitated, settling may occur. Use spray solution within 24 hours after mixing.

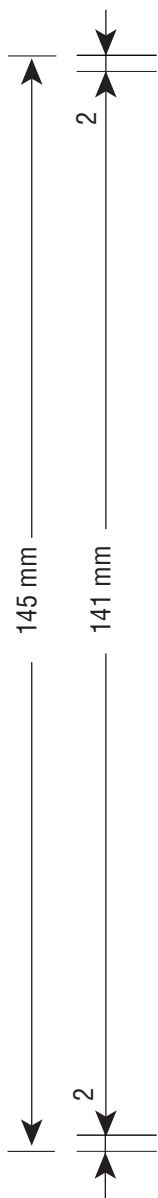
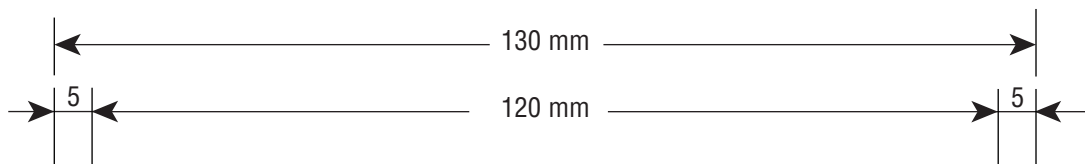
RE-SUSPENDING WDG PRODUCTS IN SPRAY SOLUTION

Like other Water Dispersible Granules or suspension concentrates (SC's), RIMFIRE Max Herbicide may settle if left standing without agitation. If the spray solution is allowed to settle for one hour or more, re-agitate the spray solution for a minimum of 15 minutes before application.

COMPATIBILITY

If RIMFIRE Max Herbicide is to be tank mixed with other herbicides, compatibility should be tested prior to mixing. To test for compatibility, use a small container and mix a small amount (0.5 to 1 quart) of spray solution, combining all ingredients in the same ratio as the anticipated use. If any indications of physical incompatibility develop, do not use this mixture for spraying. Indications of incompatibility usually occur within 5-15 minutes after mixing. Indications of incompatibility include separation in the mix and either clumping or clabbering of the mixture. Read and follow the label of each tank mix product used for precautionary statements, directions for use, geographic and other restrictions.

US79884087C (120227) RIMFIRE MAX 90 oz. ETL



WEEDS CONTROLLED

RIMFIRE Max Herbicide effectively controls the following weeds¹ when applied at the rates and application timings shown and weeds are actively growing. Best control is achieved when grass weeds are treated at the 1-leaf to 2-tiller stage of growth and before broadleaf weeds are larger than 2 inches in height.

GRASS WEED RECOMMENDATIONS		
Cheat (True cheat)*	<i>Bromus secalinus</i>	C
Barnyardgrass*	<i>Echinochloa crus-galli</i>	C
Downy brome	<i>Bromus tectorum</i>	PC
Foxtail barley*	<i>Hordeum jubatum</i>	C
Green foxtail*	<i>Setaria viridis</i>	C
Japanese brome*	<i>Bromus japonicus</i>	C
Little barley	<i>Hordeum pusillum</i>	PC
Persian darnel*	<i>Lolium persicum</i>	PC
Quackgrass	<i>Agropyron repens</i>	PC
Smooth brome	<i>Bromus inermis</i>	PC
Wild oat	<i>Avena fatua</i>	C
Yellow Foxtail*	<i>Setaria pumila</i>	C

BROADLEAF WEED RECOMMENDATIONS		
Blue mustard	<i>Chorispora tenella</i>	C
Black mustard	<i>Brassica nigra</i>	C
Catchweed bedstraw	<i>Galium aparine</i>	PC
Canola (volunteer)	<i>Brassica napus</i>	C
Common chickweed	<i>Stellaria media</i>	PC
Cornflower / Bachelor's Button	<i>Centaurea cyanus</i>	PC
Dogfennel	<i>Eupatorium capillifolium</i>	PC
Field pennycress	<i>Thlaspi arvense</i>	PC
Henbit	<i>Lamium amplexicaule</i>	PC
Ivyleaf speedwell	<i>Veronica hederaefolia</i>	PC
London rocket	<i>Sisymbrium irio</i>	C
Mouseear chickweed	<i>Cerastium vulgatum</i>	PC
Red clover	<i>Trifolium pratense</i>	PC
Redroot pigweed ¹	<i>Amaranthus retroflexus</i>	PC
Shepherd's purse	<i>Capsella bursa-pastoris</i>	PC
Swinecress	<i>Coronopus didymus</i>	PC
Tansy mustard	<i>Descurania pinnata</i>	C
Tumble mustard	<i>Sisymbrium altissimum</i>	C
Wild beet	<i>Beta vulgaris</i>	C
Wild mustard	<i>Sinapis arvensis</i>	C
Wild radish	<i>Raphanus raphanistrum</i>	C
Wild turnip	<i>Brassica rapa</i>	C

C means Control. PC means Partial Control. Partially controlled weeds will be stunted in growth and/or be reduced in number as compared to non-treated areas but performance will not be commercially acceptable.

*These weeds will be controlled when RIMFIRE Max Herbicide is applied at the pre-tiller stage of weed growth.

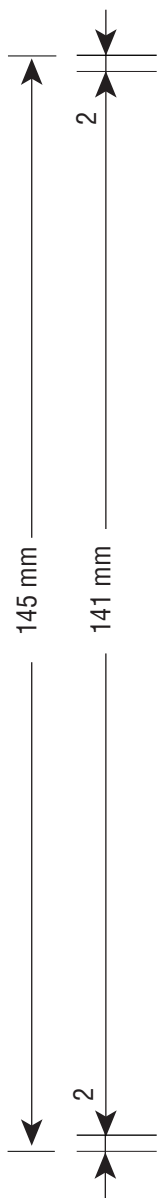
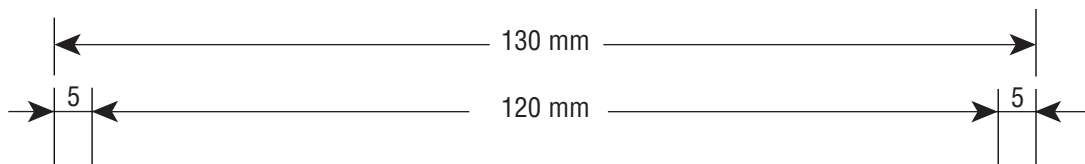
¹ Naturally occurring resistant biotypes of weeds are known to occur. Refer to the **WEED RESISTANCE** section for additional information regarding management tactics for resistant weeds.

USE RATES

Unless otherwise recommended by Bayer CropScience, do not use less than 3 oz per acre of RIMFIRE Max Herbicide.

Apply RIMFIRE Max Herbicide at 3 ounces/acre to wheat in spring as a single application to actively growing weeds. Do not exceed a product application rate of 3 ounces/acre in a single application in the spring.

US79884087C (120227) RIMFIRE MAX 90 oz. ETL



TANKMIXES

For broad-spectrum control of both annual grasses and broadleaf weeds, RIMFIRE Max Herbicide may be mixed with broadleaf herbicides and a non-ionic surfactant. RIMFIRE Max Herbicide contains 0.144 pounds of mefenpyr-diethyl per pound of product. Applying the maximum-labeled rate of RIMFIRE Max Herbicide delivers 0.027 lbs of mefenpyr-diethyl per acre. Do not apply more than 0.053 pounds of mefenpyr-diethyl per acre per year. With all tank-mix partners, read and follow use directions, rates, precautions, timing, recropping restrictions, grazing interval restrictions and recommendations on the broadleaf herbicide and surfactant labels.

Possible tank-mix partners include:

AFFINITY TANKMIX™ 1	HARMONY EXTRA XP®
AFFINITY BROADSPEC™ 1	HUSKIE™
ALLY®	MCP Ester 3
ALLY EXTRA®	OLYMPUS™ 4
BRONATE ADVANCED™ * 2	STARANE®, STARANE NXT, Starane Ultra ⁵
BUCTRIL® *	STINGER®
EXPRESS®	WIDEMATCH™ 6
HARMONY®	

* Equivalent bromoxynil products may be substituted in a tankmix for these products.

¹ Up to 0.6 oz/A of Affinity Tankmix or up to 0.4 oz/A Affinity Broadspec is recommended for use in combination with RIMFIRE Max Herbicide.

² Do not exceed 0.8 pt/A of Bronate Advanced in combination with RIMFIRE Max Herbicide.

³ MCP Ester may be added as broadleaf tank mix partner with RIMFIRE Max Herbicide at no more than 0.25 lb ai/A.

⁴ Refer to Olympus label concerning rate and crop rotation recommendations. 3 oz of RIMFIRE Max contains 0.0088 lb propoxycarbazone-sodium active ingredient. Do not apply more than 0.0525 lb propoxycarbazone-sodium active ingredient per acre per crop year. This limit includes all products, which contain propoxycarbazone-sodium used on the same acre.

⁵ 0.3 pt/A of Starane or up to 14 oz of Starane NXT or 2.8 oz Starane Ultra may be used in combination with RIMFIRE Max Herbicide.

⁶ Up to 1.0 pt/A of WideMatch may be used in combination with RIMFIRE Max Herbicide.

TANK MIXTURES FOR DISEASE CONTROL

RIMFIRE Max Herbicide may be applied in combination with Stratego®, Tilt®, Headline, or Topsin® M 70WP fungicides for weed and disease control. Do not apply RIMFIRE Max Herbicide in tank mixture with tebuconazole.

When a fungicide and broadleaf herbicide are added in tankmixture to RIMFIRE Max Herbicide, grass control may be delayed or reduced. Refer to the specific fungicide label for use directions, application rates, restrictions and a list of diseases controlled.

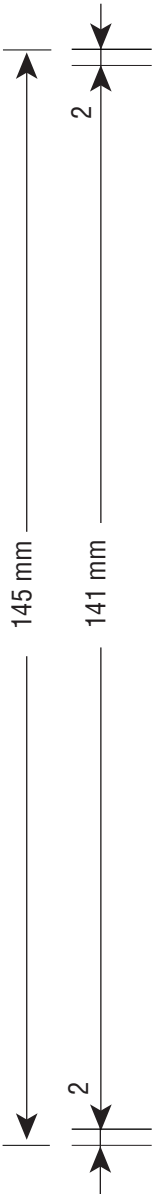
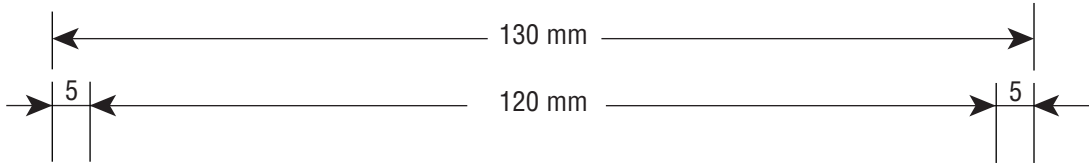
TANK MIXTURES FOR INSECT CONTROL

RIMFIRE Max Herbicide may be applied with Baythroid® XL, Sevin® XLR Plus, Warrior® Insecticide with Zeon Technology, or Mustang Max insecticides. Refer to the specific insecticide label for use directions, application rates, restrictions and a list of insects controlled.

TANK MIX PRECAUTIONS

Always follow the label instructions of the tankmix partner as well as RIMFIRE Max Herbicide. Check the compatibility of RIMFIRE Max Herbicide and the tankmix partner by mixing all components in the order specified in the **Mixing Instructions** section, including adjuvants and water, into a small separate container in order to evaluate compatibility prior to adding them to the tank.

US79884087C (120227) RIMFIRE MAX 90 oz. ETL



TANK CLEANUP PROCEDURE

1. Drain the tank completely, and then wash out tank, boom and hoses with clean water. Drain again.
2. Half fill the tank with clean water and add ammonia (i.e., 3% domestic ammonia solution) at a dilution rate of 1% (i.e., 1 gallon of domestic ammonia for every 100 gallons of rinsate). Complete filling of the tank with water. Agitate/recirculate and flush through boom and hoses. Leave agitation on for 10 minutes. Drain tank completely.
3. Repeat step 2.
4. Remove nozzles and screens and soak them in a 1% ammonia solution. Inspect nozzles and screens and remove visible residues.
5. Flush tank, boom, and hoses with clean water.
6. Inspect tank for visible residues. If present, repeat step 2.

CROP ROTATION RESTRICTIONS

To ensure safety of rotational crops, the following rotational intervals must be followed:

North Dakota & Minnesota, Montana & South Dakota

Crop	Rotation Interval (Months)
Wheat	0
Millet	4
Alfalfa	10
Barley	10
Canola	10
Corn-conventional	10
Dry Beans	10
Flax	10
Lentils	10
Peas	10
Safflower	10
Soybeans	10
Sugar Beets	10
Sunflowers	10

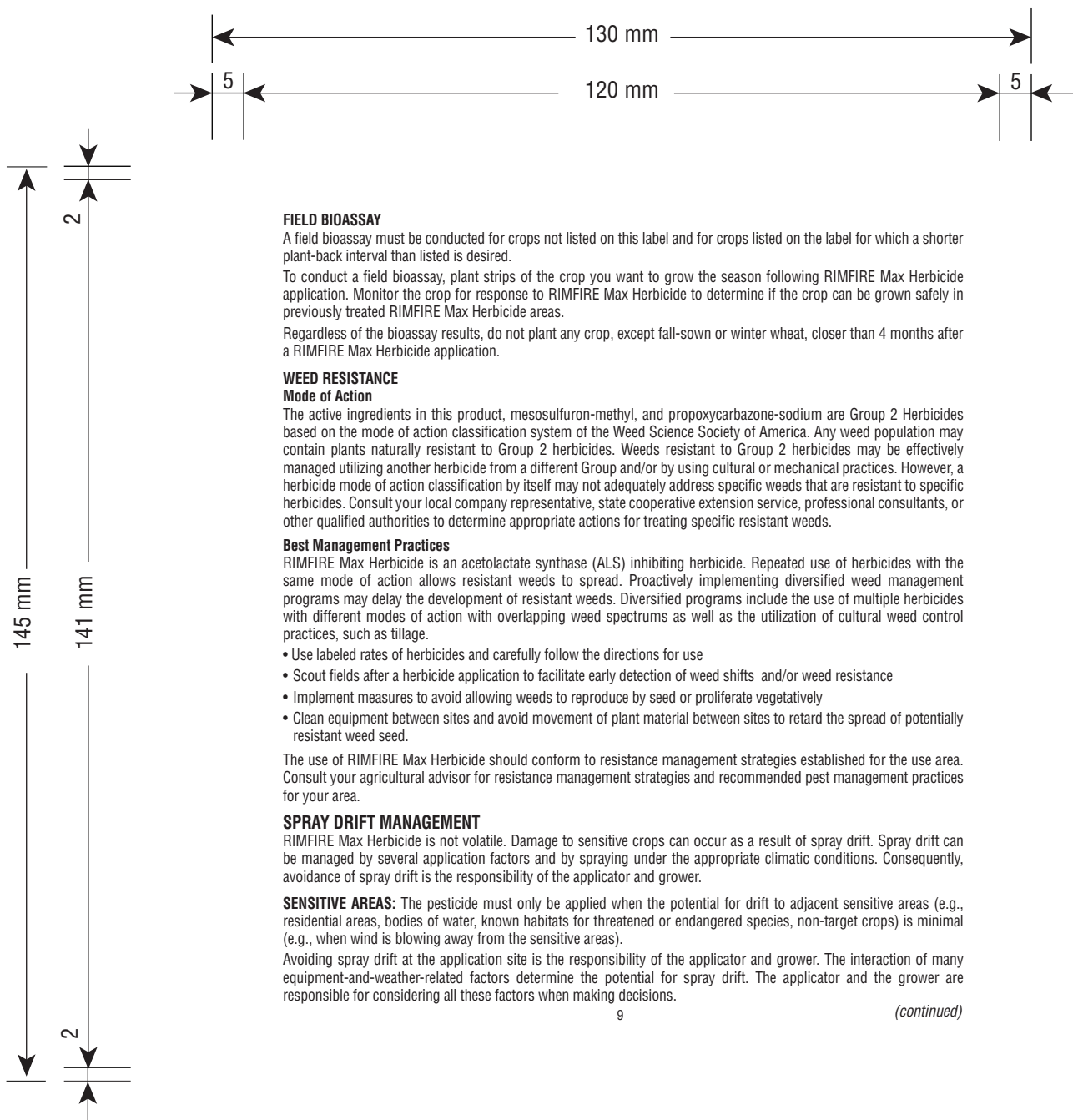
Washington, Oregon & Idaho

Crop	Rotation Interval (Months)
Wheat	0
Millet	4
Alfalfa	10
Barley	10
Canola	12
Dry Beans	10
Lentils	10
Peas	10
Corn-Conventional	18

- In areas where a crop is not specified, conduct a field bioassay as described in the **FIELD BIOASSAY** section of this label.
- In all areas, 24 inches of precipitation and a 12-month rotation interval are required for potatoes, buckwheat, and onions.

Rotational crops should not be planted on clay or eroded knolls or hillsides following a RIMFIRE Max Herbicide application without conducting a field bioassay.

US79884087C (120227) RIMFIRE MAX 90 oz. ETL



FIELD BIOASSAY

A field bioassay must be conducted for crops not listed on this label and for crops listed on the label for which a shorter plant-back interval than listed is desired.

To conduct a field bioassay, plant strips of the crop you want to grow the season following RIMFIRE Max Herbicide application. Monitor the crop for response to RIMFIRE Max Herbicide to determine if the crop can be grown safely in previously treated RIMFIRE Max Herbicide areas.

Regardless of the bioassay results, do not plant any crop, except fall-sown or winter wheat, closer than 4 months after a RIMFIRE Max Herbicide application.

WEED RESISTANCE

Mode of Action

The active ingredients in this product, mesosulfuron-methyl, and propoxycarbazone-sodium are Group 2 Herbicides based on the mode of action classification system of the Weed Science Society of America. Any weed population may contain plants naturally resistant to Group 2 herbicides. Weeds resistant to Group 2 herbicides may be effectively managed utilizing another herbicide from a different Group and/or by using cultural or mechanical practices. However, a herbicide mode of action classification by itself may not adequately address specific weeds that are resistant to specific herbicides. Consult your local company representative, state cooperative extension service, professional consultants, or other qualified authorities to determine appropriate actions for treating specific resistant weeds.

Best Management Practices

RIMFIRE Max Herbicide is an acetolactate synthase (ALS) inhibiting herbicide. Repeated use of herbicides with the same mode of action allows resistant weeds to spread. Proactively implementing diversified weed management programs may delay the development of resistant weeds. Diversified programs include the use of multiple herbicides with different modes of action with overlapping weed spectrums as well as the utilization of cultural weed control practices, such as tillage.

- Use labeled rates of herbicides and carefully follow the directions for use
- Scout fields after a herbicide application to facilitate early detection of weed shifts and/or weed resistance
- Implement measures to avoid allowing weeds to reproduce by seed or proliferate vegetatively
- Clean equipment between sites and avoid movement of plant material between sites to retard the spread of potentially resistant weed seed.

The use of RIMFIRE Max Herbicide should conform to resistance management strategies established for the use area. Consult your agricultural advisor for resistance management strategies and recommended pest management practices for your area.

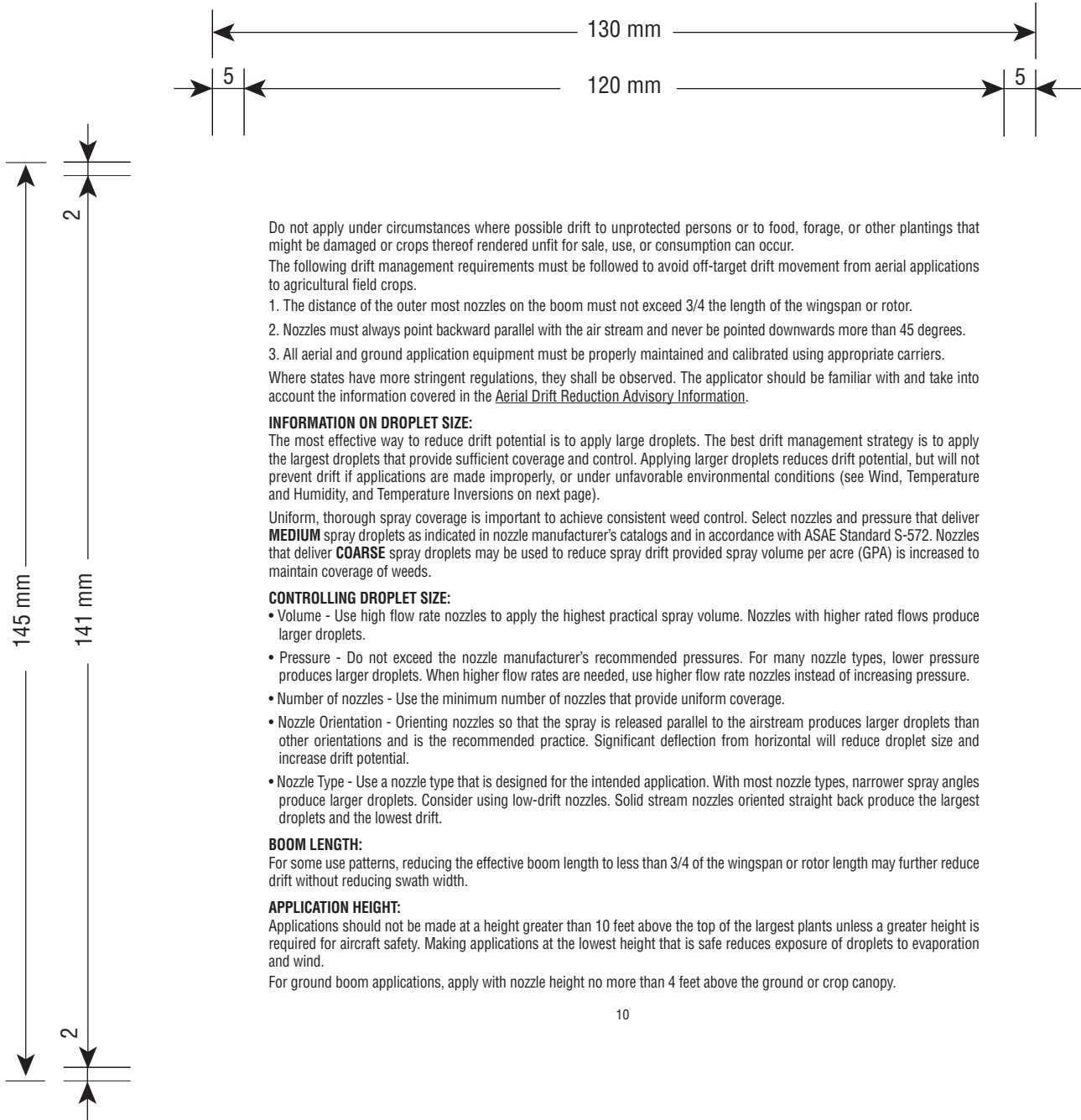
SPRAY DRIFT MANAGEMENT

RIMFIRE Max Herbicide is not volatile. Damage to sensitive crops can occur as a result of spray drift. Spray drift can be managed by several application factors and by spraying under the appropriate climatic conditions. Consequently, avoidance of spray drift is the responsibility of the applicator and grower.

SENSITIVE AREAS: The pesticide must only be applied when the potential for drift to adjacent sensitive areas (e.g., residential areas, bodies of water, known habitats for threatened or endangered species, non-target crops) is minimal (e.g., when wind is blowing away from the sensitive areas).

Avoiding spray drift at the application site is the responsibility of the applicator and grower. The interaction of many equipment-and-weather-related factors determine the potential for spray drift. The applicator and the grower are responsible for considering all these factors when making decisions.

US79884087C (120227) RIMFIRE MAX 90 oz. ETL



Do not apply under circumstances where possible drift to unprotected persons or to food, forage, or other plantings that might be damaged or crops thereof rendered unfit for sale, use, or consumption can occur. The following drift management requirements must be followed to avoid off-target drift movement from aerial applications to agricultural field crops.

1. The distance of the outer most nozzles on the boom must not exceed 3/4 the length of the wingspan or rotor.
2. Nozzles must always point backward parallel with the air stream and never be pointed downwards more than 45 degrees.
3. All aerial and ground application equipment must be properly maintained and calibrated using appropriate carriers.

Where states have more stringent regulations, they shall be observed. The applicator should be familiar with and take into account the information covered in the [Aerial Drift Reduction Advisory Information](#).

INFORMATION ON DROPLET SIZE:

The most effective way to reduce drift potential is to apply large droplets. The best drift management strategy is to apply the largest droplets that provide sufficient coverage and control. Applying larger droplets reduces drift potential, but will not prevent drift if applications are made improperly, or under unfavorable environmental conditions (see Wind, Temperature and Humidity, and Temperature Inversions on next page).

Uniform, thorough spray coverage is important to achieve consistent weed control. Select nozzles and pressure that deliver **MEDIUM** spray droplets as indicated in nozzle manufacturer's catalogs and in accordance with ASAE Standard S-572. Nozzles that deliver **COARSE** spray droplets may be used to reduce spray drift provided spray volume per acre (GPA) is increased to maintain coverage of weeds.

CONTROLLING DROPLET SIZE:

- Volume - Use high flow rate nozzles to apply the highest practical spray volume. Nozzles with higher rated flows produce larger droplets.
- Pressure - Do not exceed the nozzle manufacturer's recommended pressures. For many nozzle types, lower pressure produces larger droplets. When higher flow rates are needed, use higher flow rate nozzles instead of increasing pressure.
- Number of nozzles - Use the minimum number of nozzles that provide uniform coverage.
- Nozzle Orientation - Orienting nozzles so that the spray is released parallel to the airstream produces larger droplets than other orientations and is the recommended practice. Significant deflection from horizontal will reduce droplet size and increase drift potential.
- Nozzle Type - Use a nozzle type that is designed for the intended application. With most nozzle types, narrower spray angles produce larger droplets. Consider using low-drift nozzles. Solid stream nozzles oriented straight back produce the largest droplets and the lowest drift.

BOOM LENGTH:

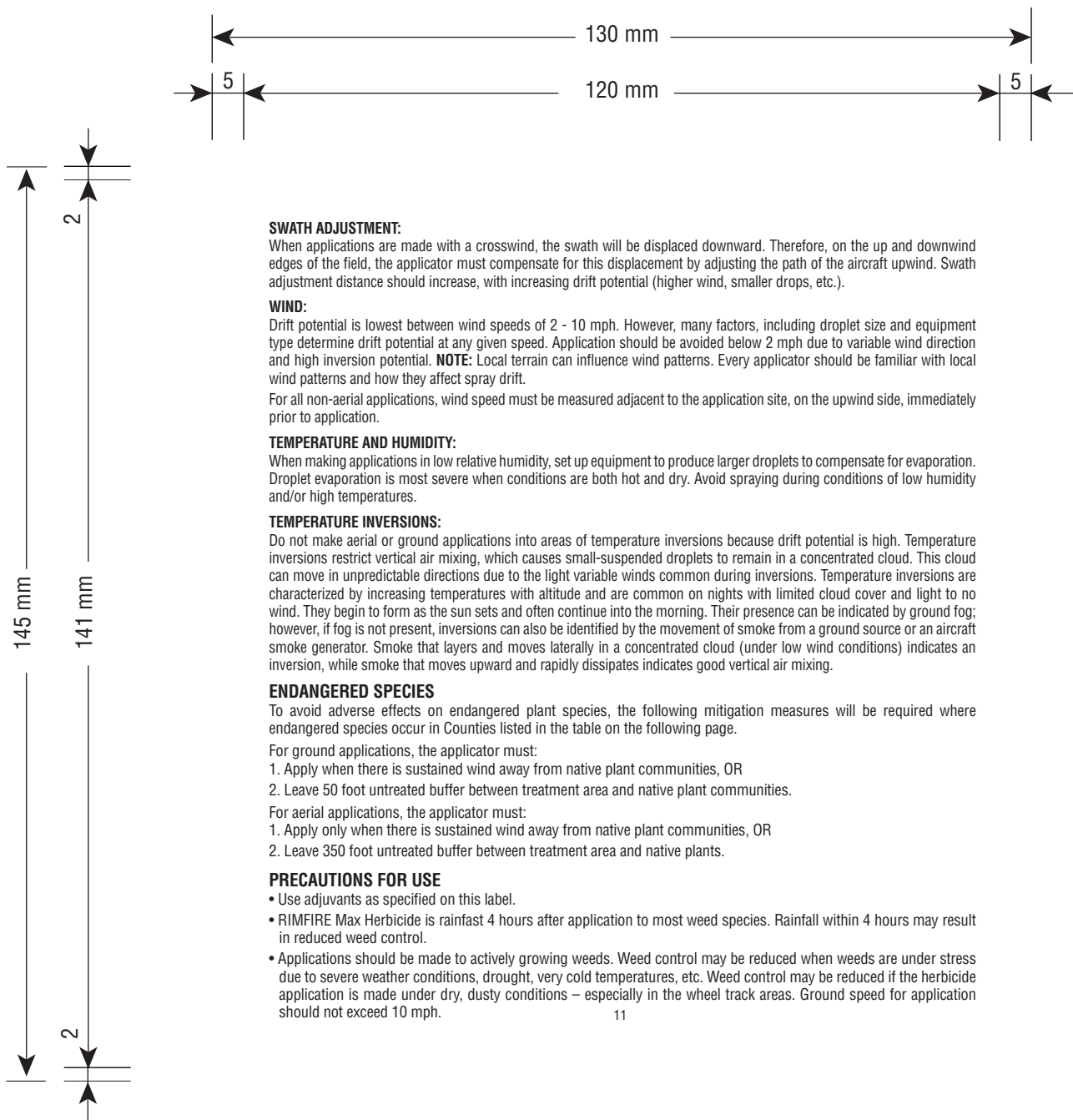
For some use patterns, reducing the effective boom length to less than 3/4 of the wingspan or rotor length may further reduce drift without reducing swath width.

APPLICATION HEIGHT:

Applications should not be made at a height greater than 10 feet above the top of the largest plants unless a greater height is required for aircraft safety. Making applications at the lowest height that is safe reduces exposure of droplets to evaporation and wind.

For ground boom applications, apply with nozzle height no more than 4 feet above the ground or crop canopy.

US79884087C (120227) RIMFIRE MAX 90 oz. ETL



SWATH ADJUSTMENT:

When applications are made with a crosswind, the swath will be displaced downward. Therefore, on the up and downwind edges of the field, the applicator must compensate for this displacement by adjusting the path of the aircraft upwind. Swath adjustment distance should increase, with increasing drift potential (higher wind, smaller drops, etc.).

WIND:

Drift potential is lowest between wind speeds of 2 - 10 mph. However, many factors, including droplet size and equipment type determine drift potential at any given speed. Application should be avoided below 2 mph due to variable wind direction and high inversion potential. **NOTE:** Local terrain can influence wind patterns. Every applicator should be familiar with local wind patterns and how they affect spray drift.

For all non-aerial applications, wind speed must be measured adjacent to the application site, on the upwind side, immediately prior to application.

TEMPERATURE AND HUMIDITY:

When making applications in low relative humidity, set up equipment to produce larger droplets to compensate for evaporation. Droplet evaporation is most severe when conditions are both hot and dry. Avoid spraying during conditions of low humidity and/or high temperatures.

TEMPERATURE INVERSIONS:

Do not make aerial or ground applications into areas of temperature inversions because drift potential is high. Temperature inversions restrict vertical air mixing, which causes small-suspended droplets to remain in a concentrated cloud. This cloud can move in unpredictable directions due to the light variable winds common during inversions. Temperature inversions are characterized by increasing temperatures with altitude and are common on nights with limited cloud cover and light to no wind. They begin to form as the sun sets and often continue into the morning. Their presence can be indicated by ground fog; however, if fog is not present, inversions can also be identified by the movement of smoke from a ground source or an aircraft smoke generator. Smoke that layers and moves laterally in a concentrated cloud (under low wind conditions) indicates an inversion, while smoke that moves upward and rapidly dissipates indicates good vertical air mixing.

ENDANGERED SPECIES

To avoid adverse effects on endangered plant species, the following mitigation measures will be required where endangered species occur in Counties listed in the table on the following page.

For ground applications, the applicator must:

1. Apply when there is sustained wind away from native plant communities, OR
2. Leave 50 foot untreated buffer between treatment area and native plant communities.

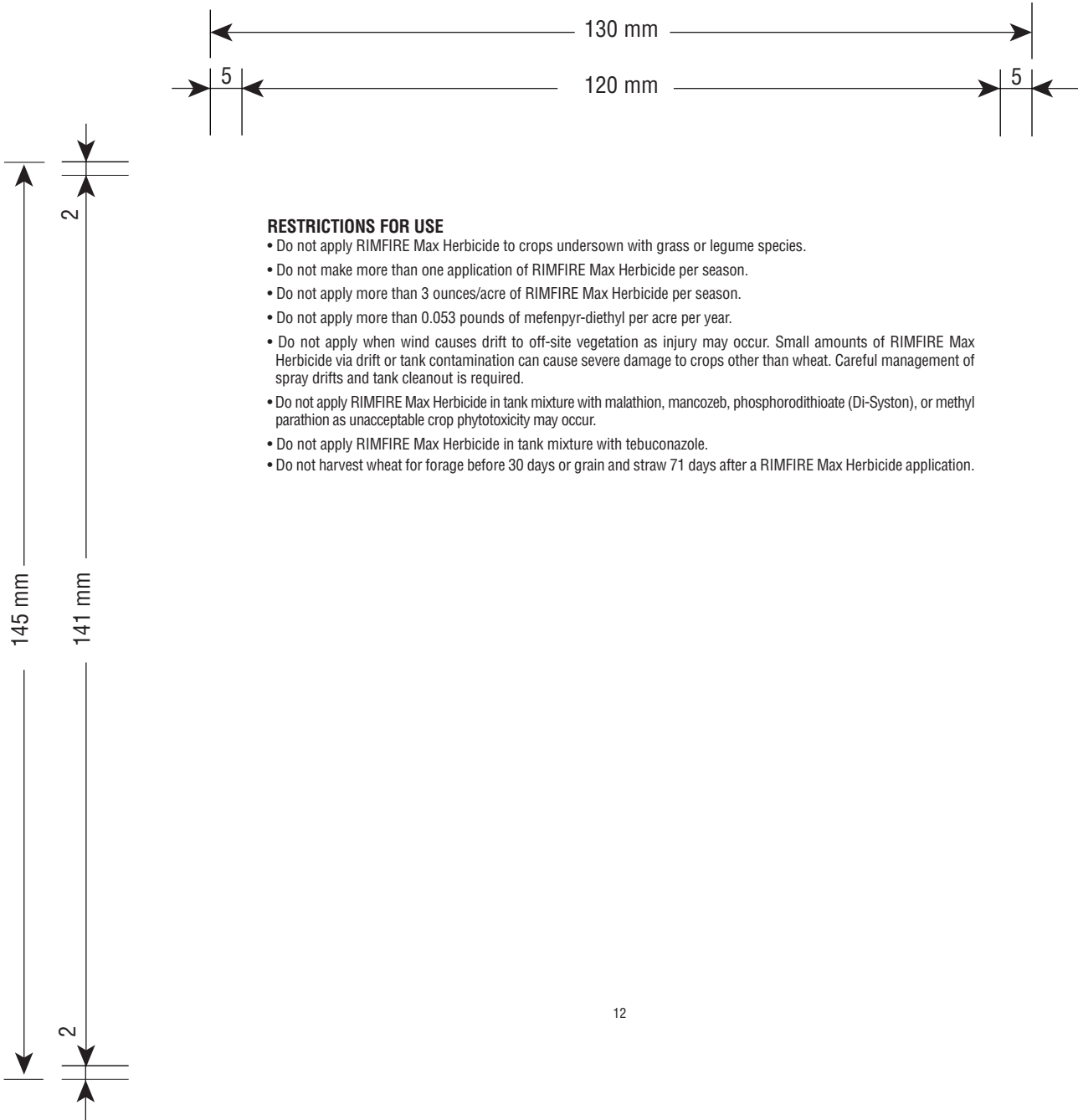
For aerial applications, the applicator must:

1. Apply only when there is sustained wind away from native plant communities, OR
2. Leave 350 foot untreated buffer between treatment area and native plants.

PRECAUTIONS FOR USE

- Use adjuvants as specified on this label.
- RIMFIRE Max Herbicide is rainfast 4 hours after application to most weed species. Rainfall within 4 hours may result in reduced weed control.
- Applications should be made to actively growing weeds. Weed control may be reduced when weeds are under stress due to severe weather conditions, drought, very cold temperatures, etc. Weed control may be reduced if the herbicide application is made under dry, dusty conditions – especially in the wheel track areas. Ground speed for application should not exceed 10 mph.

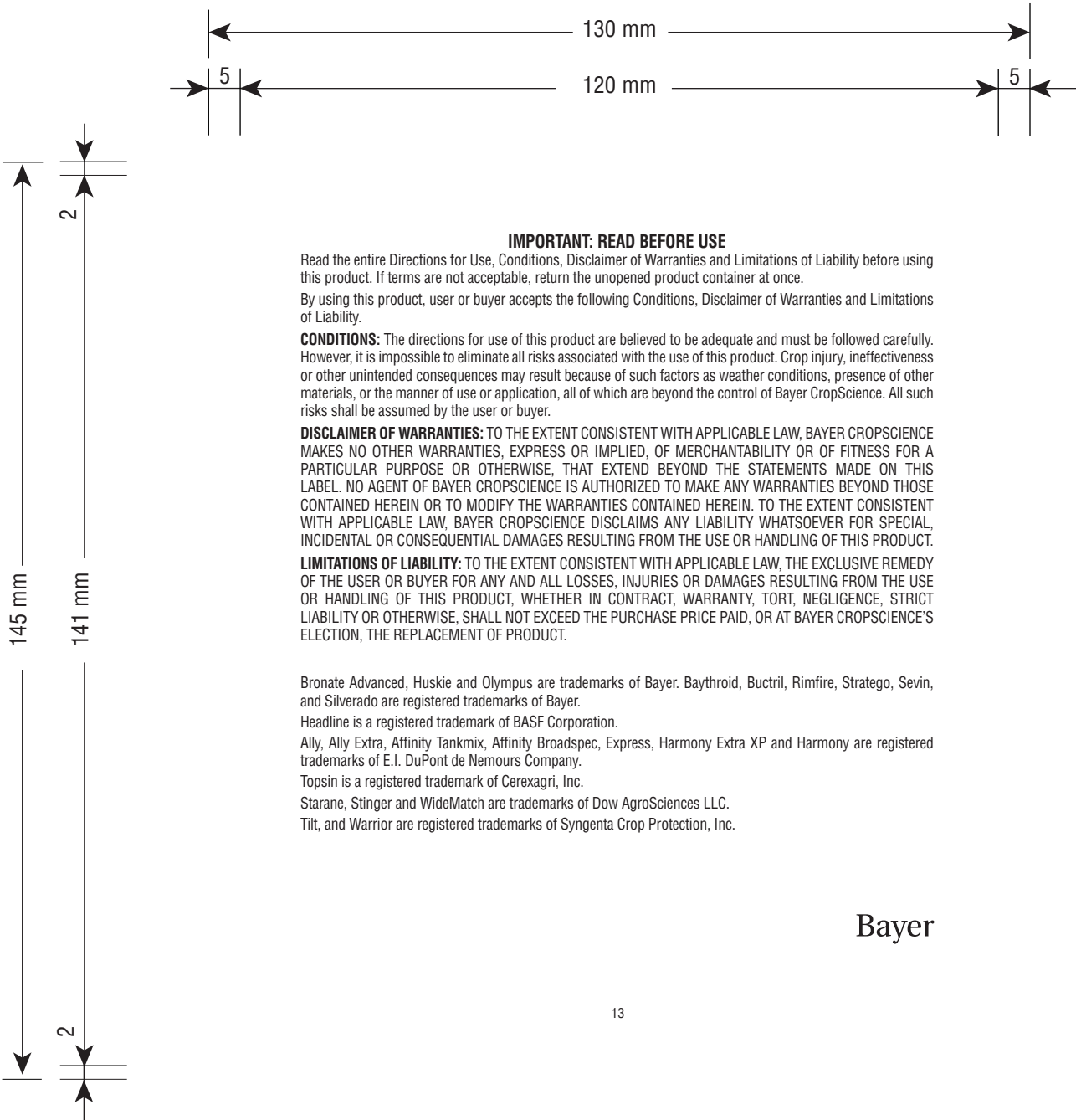
US79884087C (120227) RIMFIRE MAX 90 oz. ETL



RESTRICTIONS FOR USE

- Do not apply RIMFIRE Max Herbicide to crops undersown with grass or legume species.
- Do not make more than one application of RIMFIRE Max Herbicide per season.
- Do not apply more than 3 ounces/acre of RIMFIRE Max Herbicide per season.
- Do not apply more than 0.053 pounds of mefenpyr-diethyl per acre per year.
- Do not apply when wind causes drift to off-site vegetation as injury may occur. Small amounts of RIMFIRE Max Herbicide via drift or tank contamination can cause severe damage to crops other than wheat. Careful management of spray drifts and tank cleanout is required.
- Do not apply RIMFIRE Max Herbicide in tank mixture with malathion, mancozeb, phosphorodithioate (Di-System), or methyl parathion as unacceptable crop phytotoxicity may occur.
- Do not apply RIMFIRE Max Herbicide in tank mixture with tebuconazole.
- Do not harvest wheat for forage before 30 days or grain and straw 71 days after a RIMFIRE Max Herbicide application.

US79884087C (120227) RIMFIRE MAX 90 oz. ETL



IMPORTANT: READ BEFORE USE

Read the entire Directions for Use, Conditions, Disclaimer of Warranties and Limitations of Liability before using this product. If terms are not acceptable, return the unopened product container at once.

By using this product, user or buyer accepts the following Conditions, Disclaimer of Warranties and Limitations of Liability.

CONDITIONS: The directions for use of this product are believed to be adequate and must be followed carefully. However, it is impossible to eliminate all risks associated with the use of this product. Crop injury, ineffectiveness or other unintended consequences may result because of such factors as weather conditions, presence of other materials, or the manner of use or application, all of which are beyond the control of Bayer CropScience. All such risks shall be assumed by the user or buyer.

DISCLAIMER OF WARRANTIES: TO THE EXTENT CONSISTENT WITH APPLICABLE LAW, BAYER CROPSCIENCE MAKES NO OTHER WARRANTIES, EXPRESS OR IMPLIED, OF MERCHANTABILITY OR OF FITNESS FOR A PARTICULAR PURPOSE OR OTHERWISE, THAT EXTEND BEYOND THE STATEMENTS MADE ON THIS LABEL. NO AGENT OF BAYER CROPSCIENCE IS AUTHORIZED TO MAKE ANY WARRANTIES BEYOND THOSE CONTAINED HEREIN OR TO MODIFY THE WARRANTIES CONTAINED HEREIN. TO THE EXTENT CONSISTENT WITH APPLICABLE LAW, BAYER CROPSCIENCE DISCLAIMS ANY LIABILITY WHATSOEVER FOR SPECIAL, INCIDENTAL OR CONSEQUENTIAL DAMAGES RESULTING FROM THE USE OR HANDLING OF THIS PRODUCT.

LIMITATIONS OF LIABILITY: TO THE EXTENT CONSISTENT WITH APPLICABLE LAW, THE EXCLUSIVE REMEDY OF THE USER OR BUYER FOR ANY AND ALL LOSSES, INJURIES OR DAMAGES RESULTING FROM THE USE OR HANDLING OF THIS PRODUCT, WHETHER IN CONTRACT, WARRANTY, TORT, NEGLIGENCE, STRICT LIABILITY OR OTHERWISE, SHALL NOT EXCEED THE PURCHASE PRICE PAID, OR AT BAYER CROPSCIENCE'S ELECTION, THE REPLACEMENT OF PRODUCT.

Bronate Advanced, Huskie and Olympus are trademarks of Bayer. Baythroid, Buctril, Rimfire, Stratego, Sevin, and Silverado are registered trademarks of Bayer.

Headline is a registered trademark of BASF Corporation.

Ally, Ally Extra, Affinity Tankmix, Affinity Broadspec, Express, Harmony Extra XP and Harmony are registered trademarks of E.I. DuPont de Nemours Company.

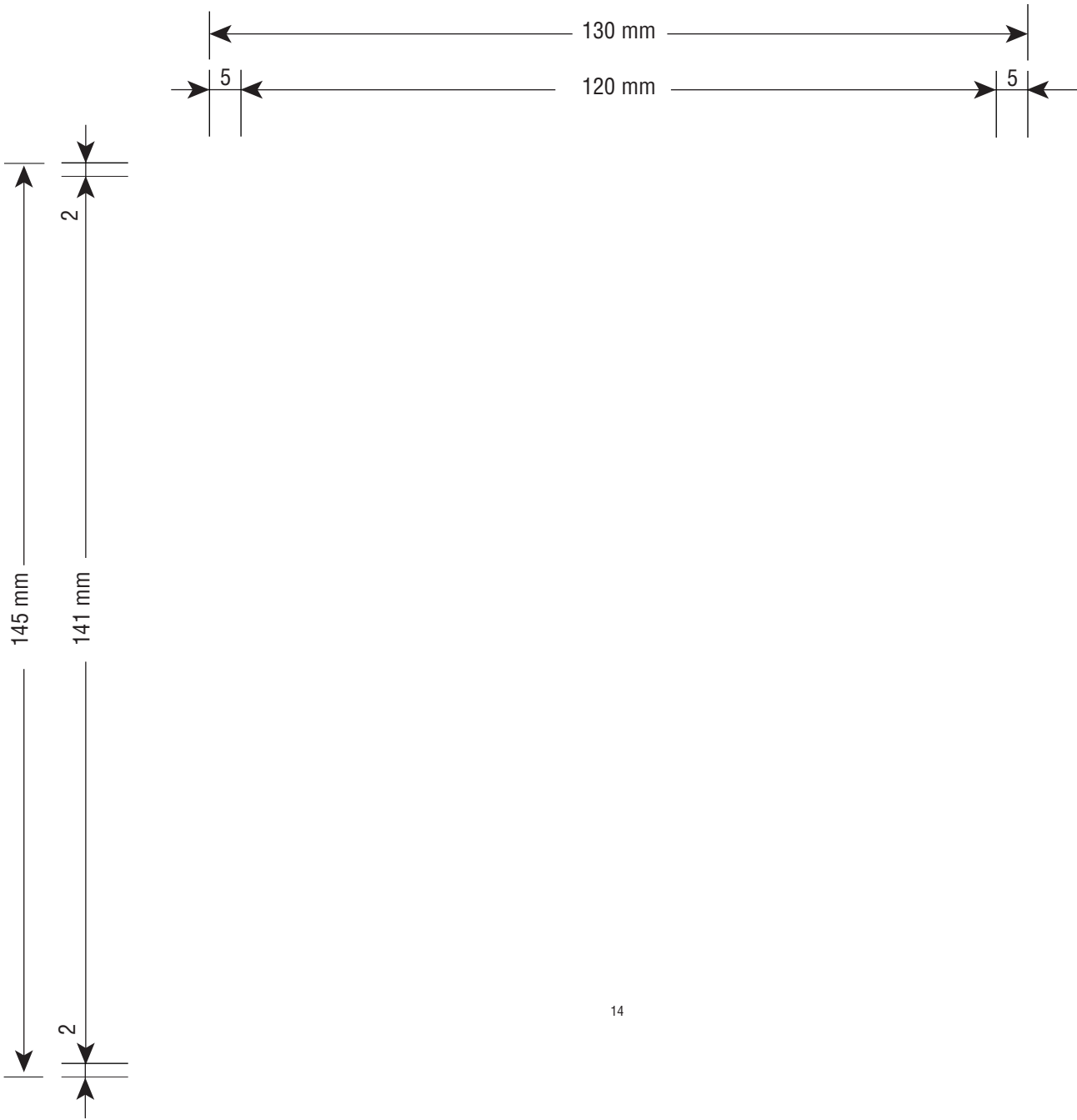
Topsin is a registered trademark of Cerexagri, Inc.

Starane, Stinger and WideMatch are trademarks of Dow AgroSciences LLC.

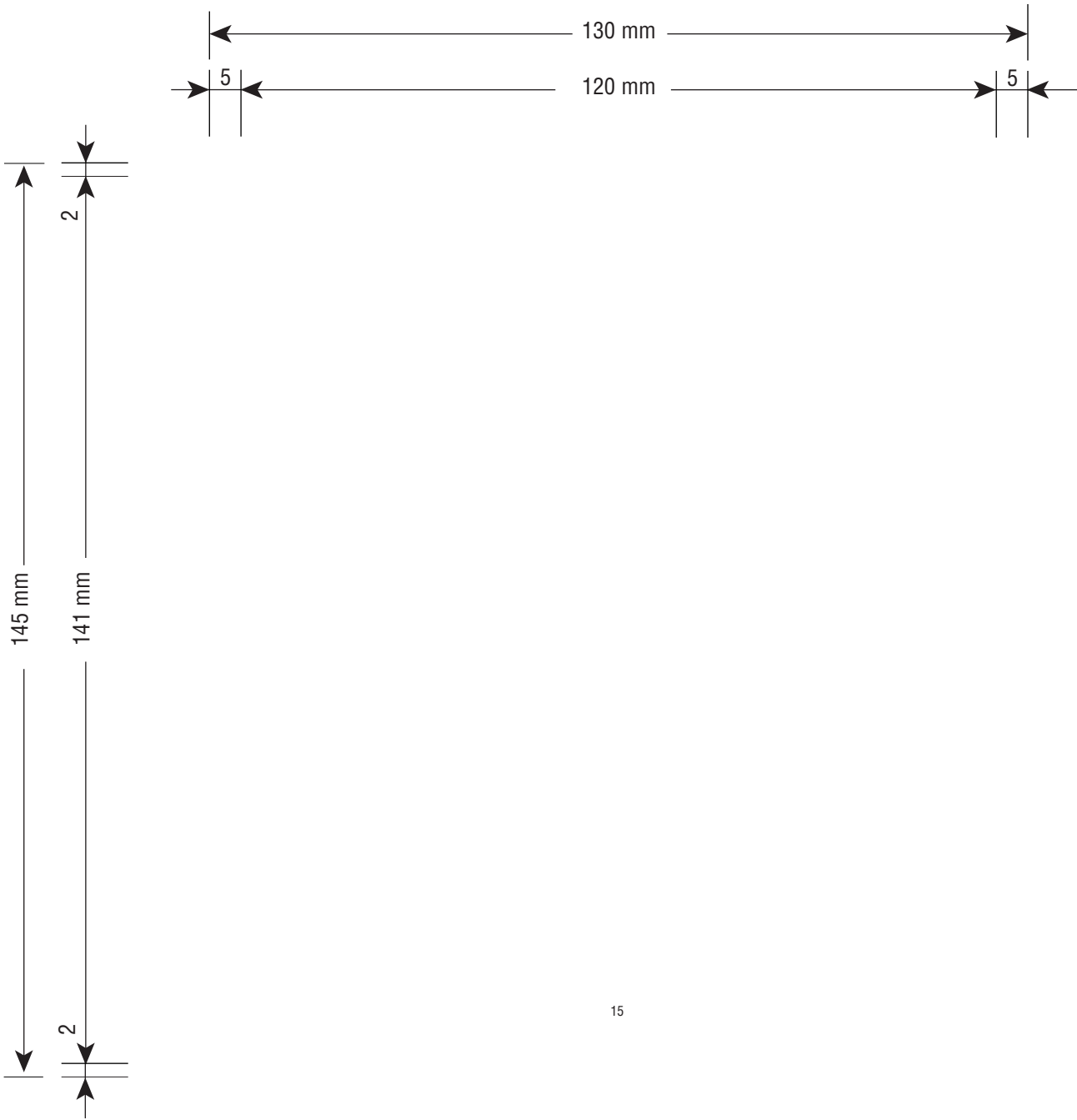
Tilt, and Warrior are registered trademarks of Syngenta Crop Protection, Inc.

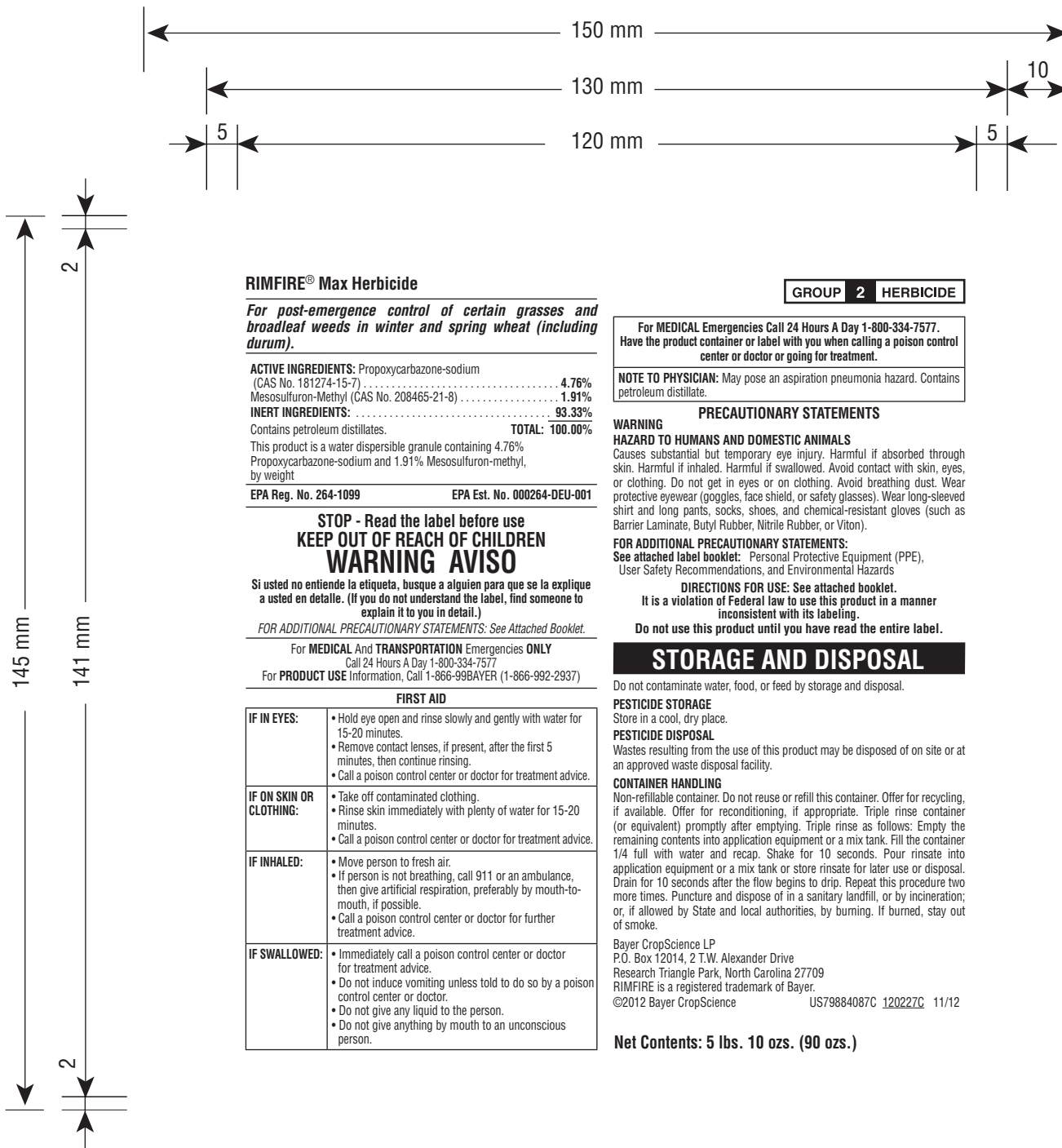
Bayer

US79884087C (120227) RIMFIRE MAX 90 oz. ETL



US79884087C (120227) RIMFIRE MAX 90 oz. ETL





RIMFIRE® Max Herbicide

For post-emergence control of certain grasses and broadleaf weeds in winter and spring wheat (including durum).

ACTIVE INGREDIENTS: Propoxycarbazone-sodium (CAS No. 181274-15-7)	4.76%
Mesosulfuron-Methyl (CAS No. 208465-21-8)	1.91%
INERT INGREDIENTS:	93.33%
Contains petroleum distillates.	TOTAL: 100.00%

This product is a water dispersible granule containing 4.76% Propoxycarbazone-sodium and 1.91% Mesosulfuron-methyl, by weight.

EPA Reg. No. 264-1099 EPA Est. No. 000264-DEU-001

**STOP - Read the label before use
KEEP OUT OF REACH OF CHILDREN
WARNING AVISO**

Si usted no entiende la etiqueta, busque a alguien para que se la explique a usted en detalle. (If you do not understand the label, find someone to explain it to you in detail.)

FOR ADDITIONAL PRECAUTIONARY STATEMENTS: See Attached Booklet.

For **MEDICAL** And **TRANSPORTATION** Emergencies **ONLY**

Call 24 Hours A Day 1-800-334-7577

For **PRODUCT USE** Information, Call 1-866-99BAYER (1-866-992-2937)

FIRST AID

IF IN EYES:	<ul style="list-style-type: none"> Hold eye open and rinse slowly and gently with water for 15-20 minutes. Remove contact lenses, if present, after the first 5 minutes, then continue rinsing. Call a poison control center or doctor for treatment advice.
IF ON SKIN OR CLOTHING:	<ul style="list-style-type: none"> Take off contaminated clothing. Rinse skin immediately with plenty of water for 15-20 minutes. Call a poison control center or doctor for treatment advice.
IF INHALED:	<ul style="list-style-type: none"> Move person to fresh air. If person is not breathing, call 911 or an ambulance, then give artificial respiration, preferably by mouth-to-mouth, if possible. Call a poison control center or doctor for further treatment advice.
IF SWALLOWED:	<ul style="list-style-type: none"> Immediately call a poison control center or doctor for treatment advice. Do not induce vomiting unless told to do so by a poison control center or doctor. Do not give any liquid to the person. Do not give anything by mouth to an unconscious person.

GROUP 2 HERBICIDE

For **MEDICAL** Emergencies Call 24 Hours A Day 1-800-334-7577. Have the product container or label with you when calling a poison control center or doctor or going for treatment.

NOTE TO PHYSICIAN: May pose an aspiration pneumonia hazard. Contains petroleum distillate.

PRECAUTIONARY STATEMENTS

WARNING

HAZARD TO HUMANS AND DOMESTIC ANIMALS

Causes substantial but temporary eye injury. Harmful if absorbed through skin. Harmful if inhaled. Harmful if swallowed. Avoid contact with skin, eyes, or clothing. Do not get in eyes or on clothing. Avoid breathing dust. Wear protective eyewear (goggles, face shield, or safety glasses). Wear long-sleeved shirt and long pants, socks, shoes, and chemical-resistant gloves (such as Barrier Laminate, Butyl Rubber, Nitrile Rubber, or Viton).

FOR ADDITIONAL PRECAUTIONARY STATEMENTS:

See attached label booklet: Personal Protective Equipment (PPE), User Safety Recommendations, and Environmental Hazards

DIRECTIONS FOR USE: See attached booklet.

It is a violation of Federal law to use this product in a manner inconsistent with its labeling.

Do not use this product until you have read the entire label.

STORAGE AND DISPOSAL

Do not contaminate water, food, or feed by storage and disposal.

PESTICIDE STORAGE

Store in a cool, dry place.

PESTICIDE DISPOSAL

Wastes resulting from the use of this product may be disposed of on site or at an approved waste disposal facility.

CONTAINER HANDLING

Non-refillable container. Do not reuse or refill this container. Offer for recycling, if available. Offer for reconditioning, if appropriate. Triple rinse container (or equivalent) promptly after emptying. Triple rinse as follows: Empty the remaining contents into application equipment or a mix tank. Fill the container 1/4 full with water and recap. Shake for 10 seconds. Pour rinsate into application equipment or a mix tank or store rinsate for later use or disposal. Drain for 10 seconds after the flow begins to drip. Repeat this procedure two more times. Puncture and dispose of in a sanitary landfill, or by incineration; or, if allowed by State and local authorities, by burning. If burned, stay out of smoke.

Bayer CropScience LP

P.O. Box 12014, 2 T.W. Alexander Drive

Research Triangle Park, North Carolina 27709

RIMFIRE is a registered trademark of Bayer.

©2012 Bayer CropScience

US79884087C 120227C 11/12

Net Contents: 5 lbs. 10 ozs. (90 ozs.)