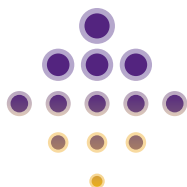


BENZOVINDIFLUPYR GROUP 7 FUNGICIDE

PROPICONAZOLE GROUP 3 FUNGICIDE

PULL HERE TO OPEN ►



Aprovia[®] Ace

syngenta[®]

Active Ingredients:

Propiconazole* 12.07%
Benzovindiflupyr** 7.24%

Other Ingredients: 80.69%

Total: 100.00%

*CAS No. 60207-90-1

**CAS No. 1072957-71-1

Contains 1.04 lb ai of propiconazole active ingredient and 0.625 lb ai of benzovindiflupyr active ingredient per gallon

**KEEP OUT OF REACH
OF CHILDREN.
DANGER/
PELIGRO**

Si usted no entiende la etiqueta, busque a alguien para que se la explique a usted en detalle. (If you do not understand the label, find someone to explain it to you in detail.)

See additional precautionary statements and directions for use inside booklet.

EPA Reg. No. 100-1475

EPA Est. 39578-TX-1

SCP 1475B-L1A 0618
4097094

FIRST AID

If in eyes: Hold eye open and rinse slowly and gently with water for 15-20 minutes. Remove contact lenses, if present, after the first 5 minutes, then continue rinsing eye. Call a poison control center or doctor for treatment advice. **If on skin or clothing:** Take off contaminated clothing. Rinse skin immediately with plenty of water for 15-20 minutes. Call a poison control center or doctor for treatment advice. **If inhaled:** Move person to fresh air. If person is not breathing, call 911 or an ambulance, then give artificial respiration, preferably mouth-to-mouth, if possible. Call a poison control center or doctor for further treatment advice. **If swallowed:** Call a poison control center or doctor immediately for treatment advice. Have person sip a glass of water if able to swallow. Do not induce vomiting unless told to by a poison control center or doctor. Do not give anything by mouth to an unconscious person.

Have the product container or label with you when calling a poison control center or doctor, or going for treatment.

NOTE TO PHYSICIAN: Probable mucosal damage may contraindicate the use of gastric lavage.

HOT LINE NUMBER: For 24-Hour Medical Emergency Assistance (Human or Animal) Or Chemical Emergency Assistance (Spill, Leak, Fire or Accident) Call 1-800-888-8372.

2.5 gallons
Net Contents

®

PRECAUTIONARY STATEMENTS

Hazards to Humans and Domestic Animals

DANGER/PELIGRO

Corrosive to the eyes. Causes irreversible eye damage. Harmful if swallowed, inhaled or absorbed through skin. Do not get in eyes or on skin or clothing. Avoid breathing spray mist. Avoid contact with skin, eyes or clothing.

Personal Protective Equipment (PPE)

Applicators and other handlers must wear:

- Protective eyewear (goggles, face shield, or safety glasses)
- Long-sleeved shirt and long pants
- Shoes plus socks
- Chemical-resistant gloves (barrier laminate, butyl rubber, nitrile rubber, neoprene rubber, natural rubber, polyethylene, polyvinyl chloride (PVC) or Viton®).

User Safety Requirements

Follow manufacturer's instructions for cleaning/maintaining PPE. If no such instructions for washables exist, use detergent and hot water. Keep and wash PPE separately from other laundry.

Engineering Controls

When handlers use closed systems, enclosed cabs, or aircraft in a manner that meets the requirements listed in the Worker Protection Standard (WPS) for agricultural pesticides [40 CFR 170.240(d)(4-6)], the handler PPE requirements may be reduced or modified as specified in the WPS.

User Safety Recommendations

Users should:

- Wash hands before eating, drinking, chewing gum, using tobacco, or using the toilet.
- Remove clothing/PPE immediately if pesticide gets inside. Then wash thoroughly and put on clean clothing.
- Remove PPE immediately after handling this product. Wash the outside of gloves before removing. As soon as possible, wash thoroughly and change into clean clothing.

Environmental Hazards

Benzovindiflupyr and propiconazole are toxic to fish. Benzovindiflupyr is toxic to aquatic invertebrates and mammals and propiconazole is toxic to shrimp. Drift and runoff may be hazardous to aquatic organisms in water adjacent to treated area.

For terrestrial uses: Do not apply directly to water, or to areas where surface water is present, or to intertidal areas below the mean high water mark. Do not contaminate water when disposing of equipment washwater or rinsate.

Surface Water Advisory

This product may impact surface water quality due to runoff of rain water or irrigation water. This is especially true for poorly draining soils and soils with shallow ground water. A 15-foot level vegetative buffer strip between areas to which this product is applied and surface water features such as ponds, streams, and springs will reduce the potential loading of benzovindiflupyr and propiconazole from runoff water and sediment. Do not cultivate within 15 feet of the aquatic areas to allow growth of a vegetative filter strip. Runoff of this product will be reduced by avoiding applications when rainfall or irrigation is expected to occur within 48 hours. Sound erosion control practices will reduce this product's potential to reach aquatic sediment via runoff.

CONDITIONS OF SALE AND LIMITATION OF WARRANTY AND LIABILITY

NOTICE: Read the entire Directions for Use and Conditions of Sale and Limitation of Warranty and Liability before buying or using this product. If the terms are not acceptable, return the product at once, unopened, and the purchase price will be refunded.

The Directions for Use of this product must be followed carefully. It is impossible to eliminate all risks inherently associated with the use of this product. Crop injury, ineffectiveness or other unintended consequences may result because of such factors as manner of use or application, weather or crop conditions, presence of other materials or other influencing factors in the use of the product, which are beyond the control of SYNGENTA CROP PROTECTION, LLC or Seller. To the extent permitted by applicable law, Buyer and User agree to hold SYNGENTA and Seller harmless for any claims relating to such factors.

SYNGENTA warrants that this product conforms to the chemical description on the label and is reasonably fit for the purposes stated in the Directions for Use, subject to the inherent risks referred to above, when used in accordance with directions under normal use conditions. To the extent permitted by applicable law: (1) this warranty does not extend to the use of this product contrary to label instructions or under conditions not reasonably foreseeable to or beyond the control of Seller or SYNGENTA, and, (2) Buyer and User assume the risk of any such use. **TO THE EXTENT PERMITTED BY APPLICABLE LAW, SYNGENTA MAKES NO WARRANTIES OF MERCHANTABILITY OR OF FITNESS FOR A PARTICULAR PURPOSE NOR ANY OTHER EXPRESS OR IMPLIED WARRANTY EXCEPT AS WARRANTED BY THIS LABEL.**

To the extent permitted by applicable law, in no event shall SYNGENTA be liable for any incidental, consequential or special damages resulting from the use or handling of this product. **TO THE EXTENT PERMITTED BY APPLICABLE LAW, THE EXCLUSIVE REMEDY OF THE USER OR BUYER, AND THE EXCLUSIVE LIABILITY OF SYNGENTA AND SELLER FOR ANY AND ALL CLAIMS, LOSSES, INJURIES OR DAMAGES (INCLUDING CLAIMS BASED ON BREACH OF WARRANTY, CONTRACT, NEGLIGENCE, TORT, STRICT LIABILITY OR OTHERWISE) RESULTING FROM THE USE OR HANDLING OF THIS PRODUCT, SHALL BE THE RETURN OF THE PURCHASE PRICE OF THE PRODUCT OR, AT THE ELECTION OF SYNGENTA OR SELLER, THE REPLACEMENT OF THE PRODUCT.**

SYNGENTA and Seller offer this product, and Buyer and User accept it, subject to the foregoing Conditions of Sale and Limitation of Warranty and Liability, which may not be modified except by written agreement signed by a duly authorized representative of SYNGENTA.

DIRECTIONS FOR USE

It is a violation of Federal Law to use this product in a manner inconsistent with its labeling.

Do not apply this product in a way that will contact workers or other persons, either directly or through drift. Only protected handlers may be in the area during application. For any requirements specific to your State or Tribe, consult the agency responsible for pesticide regulation.

AGRICULTURAL USE REQUIREMENTS

Use this product only in accordance with its labeling and with the Worker Protection Standard, 40 CFR Part 170. This Standard contains requirements for the protection of agricultural workers on farms, forests, nurseries, and greenhouses, and handlers of agricultural pesticides. It contains requirements for training, decontamination, notification, and emergency assistance. It also contains specific instructions and exceptions pertaining to the statements on this label about personal protective equipment (PPE) and restricted-entry interval. The requirements in this box only apply to uses of this product that are covered by the Worker Protection Standard.

Do not enter or allow worker entry into treated areas during the restricted-entry interval (REI) of 12 hours.

continued...

AGRICULTURAL USE REQUIREMENTS (*continued*)

PPE required for early entry to treated areas that is permitted under the Worker Protection Standard and that involves contact with anything that has been treated, such as plants, soil, or water is:

- Protective eyewear (goggles, face shield, or safety glasses)
- Coveralls
- Chemical-resistant gloves (barrier laminate, butyl rubber, nitrile rubber, neoprene rubber, natural rubber, polyethylene, polyvinyl chloride (PVC) or Viton).
- Shoes plus socks

FAILURE TO FOLLOW DIRECTIONS AND PRECAUTIONS ON THIS LABEL MAY RESULT IN CROP INJURY, POOR DISEASE CONTROL, AND/OR ILLEGAL RESIDUES.

PRODUCT INFORMATION

Aprovia Ace is a broad-spectrum product containing two fungicides propiconazole and benzovindiflupyr. It has preventive, systemic and curative properties and may be used for the control of many important listed plant diseases on specified crops. Aprovia Ace is applied as a foliar spray and can be used in block, alternating spray or tank-mix programs with other crop protection products. All applications must be made according to the use directions that follow.

USE INFORMATION

Application: Thorough coverage is necessary to provide good disease control. Make no more spray solution than is needed for application. Avoid spray overlap, as crop injury may occur.

Adjuvants: For best performance, the addition of a spreading/penetrating type adjuvant such as organo-silicon blends with either non-ionic surfactants (NIS) or vegetable based crop oil concentrate (COC); or vegetable based COC (not mineral); or NIS with at least 90% concentration is recommended. When an adjuvant is to be used with this product, Syngenta recommends the use of a Chemical Producers and Distributors Association certified adjuvant.

Efficacy: Under certain conditions conducive to extended infection periods, use another registered fungicide for additional applications if the maximum amount of Aprovia Ace has been used. If resistant isolates to Group 7 or Group 3 fungicides are present, efficacy can be reduced for certain diseases. The higher rates in the rate range and/or shorter spray intervals may be required under conditions of heavy infection pressure, with highly susceptible varieties, or when environmental conditions are conducive to disease.

Integrated Pest Management (IPM): Aprovia Ace should be integrated into an overall disease and pest management strategy whenever the use of a fungicide is required. Cultural practices known to reduce disease development should be followed. Consult your local agricultural authorities for additional IPM strategies established for your area. Aprovia Ace may be used in State Agricultural Extension advisory (disease forecasting) programs which recommend application timing based on environmental factors favorable for disease development.

Resistance Management

BENZOVINDIFLUPYR	GROUP	7	FUNGICIDE
------------------	-------	---	-----------

PROPICONAZOLE	GROUP	3	FUNGICIDE
---------------	-------	---	-----------

Aprovia Ace contains two fungicides – propiconazole, a triazole fungicide in Group 3 and benzovindiflupyr, a succinate dehydrogenase inhibitor (SDHI) in Group 7. Fungal pathogens can develop resistance to products with the same mode of action when used repeatedly. Because resistance development cannot be predicted, use of this product should conform to resistance management strategies established for the crop and use area. Consult your local or state agricultural authorities for resistance management strategies that are complementary to those in this label. Resistance management strategies may include rotating and/or tank mixing with products having different modes of action or limiting the total number of applications per season. Syngenta encourages responsible resistance management to ensure effective long-term control of the fungal diseases on this label. Aprovia Ace should not be alternated or tank mixed with any fungicide to which resistance has already developed.

As part of a resistance management strategy:

- Apply no more than 2 sequential applications unless otherwise stated in the crop section.
- When tank mixing or alternating, use an effective partner – one that provides satisfactory disease control when used alone at the mixture rate.
- Apply early to keep fungal populations low.
- Incorporate integrated pest management (IPM) practices into your program which can help reduce disease development and spread.

Rotational Crop Restrictions:

Rotational Crops	Planting Time From Last Aprovia Ace Application
Bulb vegetables Canola Cereals (wheat, barley, triticale, oat, rye) Corn Grasses grown for seed (bluegrass, bromegrass, fescue, orchardgrass, and ryegrass only) Pea and bean, dry shelled, except soybean Peanuts Soybean Sugarcane Sweet corn	0 days
Cotton Cucurbits vegetables Fruiting vegetables Potatoes Tomatoes Tuberous & corm subgroup 1C Legume subgroup 6C	105 days
All other crops Intended for Food and Feed	180 days

Restriction: Do not plant any other crop intended for food, grazing, or any component of animal feed within 105 days of Aprovia Ace application to the preceding crop, unless the second crop appears on this label.

Crop Tolerance: Plant tolerance has been found to be acceptable for all crops on the label, however, not all possible tank-mix combinations have been tested under all conditions. When possible, it is recommended to test the combinations on a small portion of the crop to ensure that a phytotoxic response will not occur as a result of application.

Greenhouse Use Restrictions: To help manage fungicide resistance, do not use Aprovia Ace for commercial transplant production. To avoid potential plant growth regulator effects with propiconazole, do not use in greenhouse unless specified for that crop.

Spray Drift Management: To avoid spray drift, do not apply when conditions favor drift beyond the target area. The interaction of many equipment and weather related factors determine the potential for spray drift. AVOIDING SPRAY DRIFT AT THE APPLICATION SITE IS THE RESPONSIBILITY OF THE APPLICATOR AND THE GROWER.

MIXING AND APPLICATION METHODS

Spray Equipment

Nozzles

- Equip sprayers with nozzles that provide accurate and uniform application.
- Nozzles should be the same size and uniformly spaced across the boom.
- Calibrate sprayer before use.
- It is suggested that screens be used to protect the pump and to prevent nozzles from clogging.
- Screens placed on suction side of pump should be *16-mesh or coarser*.
- Do not place a screen in the recirculation line.
- Use 50-mesh or coarser screens between the pump and boom, and where required, at the nozzles.
- Check nozzle manufacturer's recommendations.

Pump

- Use a pump with capacity to:
 - (1) Maintain 35-40 psi at nozzles.
 - (2) Provide sufficient agitation in tank to keep mixture in suspension - this requires recirculation of 10% of tank volume per minute.
- Use a jet agitator or liquid sparge tube for agitation.
- Do not air sparge.

For more information on spray equipment and calibration, consult sprayer manufacturer's and state recommendations. For specific local directions and spray schedules, consult the current state agricultural recommendations.

Mixing Instructions

- Aprovia Ace is an emulsifiable concentrate (EC) formulation.
- Prepare no more spray mixture than is required for the immediate operation.
- Thoroughly clean spray equipment before using this product.
- Agitate the spray solution before and during application.
- Rinse spray tank thoroughly with clean water after each day's use and dispose of pesticide rinsate by application to an already treated area.

Aprovia Ace Alone (No Tank Mix)

- Add $\frac{1}{2}$ - $\frac{2}{3}$ of the required amount of water to the spray or mixing tank.
- With the agitator running, add Aprovia Ace to the tank.
- Continue agitation while adding the remainder of the water.
- Begin application of the spray solution after Aprovia Ace has completely dispersed into the mix water.
- Maintain agitation until all of the mixture has been sprayed.

Aprovia Ace + Tank Mixtures: Aprovia Ace is usually compatible with all tank-mix partners listed on this label. To determine the physical compatibility of Aprovia Ace with other products, use a jar test. Using a quart jar, add the proportionate amounts of the products to 1 qt of water. Add wettable powders and water dispersible granular products first, then liquid flowables, and emulsifiable concentrates last. After thoroughly mixing, let stand for at least 5 minutes. If the combination remains mixed or can be remixed readily, it is physically compatible. Once compatibility has been proven, use the same procedure for adding required ingredients to the spray tank.

Tank Mixtures: All directions for use, crops/sites, use rates, dilution rates, precautions, and limitations which appear on the tank-mix product label must be observed. It is the pesticide user's responsibility to ensure that all products are registered for the intended use. Read and follow the applicable restrictions and limitations and directions for use on all product labels involved in tank mixing. Users must follow the most restrictive directions for use and precautionary statements of each product in the tank mixture.

Mixing in the Spray Tank

- Add $\frac{1}{2}$ - $\frac{2}{3}$ of the required amount of water to the spray or mixing tank.
- With the agitator running, add the tank-mix partner(s) into the tank in the same order as described above.
- Allow the material to completely dissolve and disperse into the mix water. Continue agitation while adding the remainder of the water and Aprovia Ace to the spray tank.
- Allow Aprovia Ace to completely disperse.
- Spray the mixture with the agitator running.

Application Instructions

Aprovia Ace may be applied with all types of spray equipment commonly used for making ground and aerial applications. Proper adjustments and calibration of spraying equipment to give good canopy penetration and coverage is essential for good disease control.

Ground Application

- Apply in a minimum of 10 gallons of water per acre, unless specified otherwise.
- Thorough coverage is necessary to provide good disease control.

Ground Application Restrictions

OBSERVE THE FOLLOWING RESTRICTIONS WHEN SPRAYING IN THE VICINITY OF AQUATIC AREAS SUCH AS LAKES, RESERVOIRS, RIVERS, PERMANENT STREAMS, MARSHES OR NATURAL PONDS, ESTUARIES, AND COMMERCIAL FISH PONDS.

- Do not apply within 15 ft of bodies of water such as lakes, reservoirs, rivers, permanent streams, natural ponds, marshes or estuaries.
- Shut off the sprayer when row ends.
- Do not cultivate within 15 ft of aquatic areas in order to allow growth of a vegetative filter strip.
- Do not apply when weather conditions favor drift to aquatic areas. Do not apply when gusts or sustained winds exceed 10 mph.
- Do not apply during a temperature inversion. Mist or fog may indicate the presence of an inversion in humid areas.
- Do not apply through any ultra-low volume (ULV) spray system.

Aerial Application Restrictions

Observe the following restrictions when spraying in the vicinity of aquatic areas such as lakes, reservoirs, rivers, permanent streams, marshes or natural ponds, estuaries and commercial fish ponds.

- Use only on crops where aerial applications are allowed.
- Apply in a minimum of 2 gallons of water per acre unless specified otherwise.
- Do not apply through any ultra-low volume (ULV) spray system.
- Do not apply by air within 150 ft of lakes, reservoirs, rivers, permanent streams, marshes or natural ponds, estuaries and commercial fish ponds.
- Do not make applications more than 10 feet above the crop canopy.
- Do not apply when weather conditions favor drift to aquatic areas. Do not apply when gusts or sustained winds exceed 10 mph.
- Do not apply during a temperature inversion. Mist or fog may indicate the presence of an inversion in humid areas.

Aerial Spray Precautions

- For aerial applications, mount the spray boom on the aircraft so as to minimize the drift caused by wing tip vortices. Use the minimum practical boom length, which must not exceed 75% of wing span or rotor diameter.
- Use the largest droplet size consistent with good pest control. Formation of very small droplets may be minimized by appropriate nozzle selection, by orientating nozzles away from the air stream as much as possible, and by avoiding excessive spray boom pressure.
- Release spray at the lowest height consistent with pest control and flight safety.
- Risk of exposure to aquatic areas can be reduced by avoiding applications when wind direction is toward the aquatic area.
- Low humidity and high temperatures increase the evaporation rate of spray droplets and therefore the likelihood of increased spray drift to aquatic area. Avoid spraying during conditions of low humidity and/or high temperatures.
- Thorough coverage is necessary to provide good disease control.
- Avoid application under conditions when uniform coverage cannot be obtained or when excessive spray drift may occur.

Application Through Irrigation Systems (Chemigation)

- Use only on crops where chemigation is specified on this label.
- Apply this product only through center pivot, solid set, hand move, or moving wheel irrigation systems. Do not apply this product through any other type of irrigation system.
- Crop injury, lack of effectiveness, or illegal pesticide residues in the crop can result from non-uniform distribution of product in the water.
- Apply in 0.1-0.25 inches/acre. Excessive water may reduce efficacy.
- If you have questions about calibration, you should contact State Extension Service specialists, equipment manufacturers, or other experts.
- Do not connect an irrigation system (including greenhouse systems) used for pesticide application to a public water system, unless the pesticide label-prescribed safety devices for public water systems are in place.
- A person knowledgeable of the chemigation system and responsible for its operation, or under the supervision of the responsible person, shall shut the system down and make necessary adjustments should the need arise.

Operating Instructions

1. The system must contain a functional check-valve, vacuum relief valve, and low pressure drain appropriately located on the irrigation pipeline to prevent water-source contamination from backflow.
2. The pesticide injection pipeline must contain a functional, automatic, quick-closing check-valve to prevent the flow of fluid back toward the injection pump.
3. The pesticide injection pipeline must also contain a functional, normally closed, solenoid-operated valve located on the intake side of the injection pump and connected to the system interlock to prevent fluid from being withdrawn from the supply tank when the irrigation system is either automatically or manually shut down.
4. The system must contain functional interlocking controls to automatically shut off the pesticide injection pump when the water pump motor stops.
5. The irrigation line or water pump must include a functional pressure switch which will stop the water pump motor when the water pressure decreases to the point where pesticide distribution is adversely affected.
6. Systems must use a metering pump, such as a positive displacement injection pump (e.g., diaphragm pump), effectively designed and constructed of materials that are compatible with pesticides and capable of being fitted with a system interlock.
7. Do not apply when wind speed favors drift beyond the area intended for treatment.

Center Pivot Irrigation Equipment

Restrictions: (1) Use only with drive systems which provide uniform water distribution. (2) Do not use end guns when chemigating Aprovia Ace through center pivot systems because of non-uniform application.

- Determine the size of the area to be treated.
- Determine the time required to apply 1/8-1/2 inch of water over the area to be treated when the system and injection equipment are operated at normal pressures as recommended by the equipment manufacturer. When applying Aprovia Ace through irrigation equipment use the lowest obtainable water volume while maintaining uniform distribution. Run the system at 80-95% of the manufacturer's rated capacity.
- Using water, determine the injection pump output when operated at normal line pressure.
- Determine the amount of Aprovia Ace required to treat the area covered by the irrigation system.
- Add the required amount of Aprovia Ace and sufficient water to meet the injection time requirements to the solution tank.
- Make sure the system is fully charged with water before starting injection of the Aprovia Ace solution. Time the injection to last at least as long as it takes to bring the system to full pressure.
- Maintain constant solution tank agitation during the injection period.
- Continue to operate the system until the Aprovia Ace solution has cleared the sprinkler head.

Solid Set, Hand Move, and Moving Wheel Irrigation Equipment

- Determine the acreage covered by the sprinklers.
- Fill injector solution tank with water and adjust flow rate to use the contents over a 20- to 30-minute interval. When applying Aprovia Ace through irrigation equipment use the lowest obtainable water volume while maintaining uniform distribution.
- Determine the amount of Aprovia Ace required to treat the area covered by the irrigation system.
- Add the required amount of Aprovia Ace into the same quantity of water used to calibrate the injection period.
- Operate the system at the same pressure and time interval established during the calibration.
- Stop injection equipment after treatment is completed. Continue to operate the system until the Aprovia Ace solution has cleared the last sprinkler head.

SPECIFIC INSTRUCTIONS FOR PUBLIC WATER SYSTEMS

1. Public water system means a system for the provision to the public of piped water for human consumption if such system has at least 15 service connections or regularly serves an average of at least 25 individuals daily at least 60 days out of the year.
2. Chemigation systems connected to public water systems must contain a functional, reduced-pressure zone, back-flow preventer (RPZ) or the functional equivalent in the water supply line upstream from the point of pesticide introduction. As an option to the RPZ, the water from the public water system should be discharged into a reservoir tank prior to pesticide introduction. There shall be a complete physical break (air gap) between the outlet end of the fill pipe and the top or overflow rim of the reservoir tank of at least twice the inside diameter of the fill pipe.
3. The pesticide injection pipeline must contain a functional, automatic, quick-closing check valve to prevent the flow of fluid back toward the injection pump.
4. The pesticide injection pipeline must contain a functional, normally closed, solenoid-operated valve located on the intake side of the injection pump and connected to the system interlock to prevent fluid from being withdrawn from the supply tank when the irrigation system is either automatically or manually shut down.
5. The system must contain functional interlocking controls to automatically shut off the pesticide injection pump when the water pump motor stops, or in cases where there is no water pump, when the water pressure decreases to the point where pesticide distribution is adversely affected.
6. Systems must use a metering pump, such as a positive displacement injection pump (e.g., diaphragm pump) effectively designed and constructed of materials that are compatible with pesticides and capable of being fitted with a system interlock.
7. Do not apply when wind speed favors drift beyond the area intended for treatment.

Overview of Key Information

Crop*	Maximum Product Rate/A/application (fl oz/A)	Maximum total fl oz/A/year	Pre-Harvest Interval (PHI) (days)	Minimum Re-treatment Interval (days)
Sugarcane	13.7	41.1	30	14

*For specific crops in a group and use directions, refer to the Specific Directions for Use

The addition of a spreading/penetrating type adjuvant such as organo-silicon blends with either non-ionic surfactants (NIS) or vegetable based crop oils (COC); or vegetable based COC (not mineral); or NIS with at least 90% concentration is recommended.

For resistance management, make no more than two sequential applications of a Group 7 fungicide unless otherwise specified in the Directions for Use.

SPECIFIC DIRECTIONS FOR USE

Crop	Target Diseases	Use Rate fl oz product/A	Remarks
Sugarcane	Brown Rust (<i>Puccinia melanocephala</i>) Orange Rust (<i>Puccinia kuehnii</i>)	13.7*	Applications should begin prior to disease development and continue throughout the season on a 14-28 day schedule. For resistance management, do not apply more than 2 consecutive applications before switching to a non-Group 7 fungicide. The addition of a spreading/penetrating type adjuvant such as organo-silicon blends with either non-ionic surfactants (NIS) or vegetable based crop oils (COC); or vegetable based COC (not mineral); or NIS with at least 90% concentration is recommended. If disease pressure is high, use the shortest interval.

*13.7 fl oz product/A is equivalent to 0.111 lb ai propiconazole and 0.067 lb ai benzovindiflupyr.

Application: For best results, sufficient water volume must be used to provide thorough coverage. Aprovia Ace can be applied by ground, air, or chemigation. For chemigation, apply in 0.1-0.25 inches/A water. Chemigation with excessive water may lead to a decrease in efficacy.

Specific Use Restrictions:

- 1) Do not apply more than 41.1 fl oz/A/year of Aprovia Ace (equivalent to 0.33 lb ai propiconazole and 0.20 lb ai benzovindiflupyr).
- 2) Do not exceed 3 applications per year.
- 3) Do not exceed 13.7 fl oz product/A/application.
- 4) Do not apply more than 0.676 lb ai/A/year of propiconazole-containing products.
- 5) Do not apply more than 0.20 lb ai/A/year of benzovindiflupyr-containing products.
- 6) Do not apply within 30 days of harvest (30 day PHI).

Aprovia Ace Rate Conversion Table

Fl Oz product/acre	Lb ai propiconazole	Lb ai benzovindiflupyr
13.7	0.111	0.067

STORAGE AND DISPOSAL

Do not contaminate water, food, or feed by storage or disposal.

Pesticide Storage

Store in original container only. Store in a cool, dry and well-ventilated place. Protect from excessive heat. Keep container closed when not in use. Do not store near food or feed.

Pesticide Disposal

Pesticide wastes may be toxic. Improper disposal of unused pesticide, spray mixture, or rinse water is a violation of Federal Law. If these wastes cannot be used according to label instructions, contact your State Pesticide or Environmental Control Agency, or the Hazardous Waste representative at the nearest EPA Regional Office for guidance in proper disposal methods.

Container Handling [less than or equal to 5 gallons]

Non-refillable container. Do not reuse or refill this container. Triple rinse container (or equivalent) promptly after emptying. Triple rinse as follows: Empty the remaining contents into application equipment or a mix tank and drain for 10 seconds after the flow begins to drip. Fill the container 1/4 full with water and recap. Shake for 10 seconds. Pour rinsate into application equipment or a mix tank or store rinsate for later use and disposal. Drain for 10 seconds after the flow begins to drip. Repeat this procedure two more times. Then offer for recycling if available or puncture and dispose of in a sanitary landfill, or by incineration, or by other procedures approved by state and local authorities.



Container Handling [greater than 5 gallons]

Non-refillable container. Do not reuse or refill this container. Triple rinse container (or equivalent) promptly after emptying. Triple rinse as follows: Empty the remaining contents into application equipment or a mix tank. Fill the container 1/4 full with water. Replace and tighten closures. Tip container on its side and roll it back and forth, ensuring at least one complete revolution, for 30 seconds. Stand the container on its end and tip it back and forth several times. Turn the container over onto its other end and tip it back and forth several times. Empty the rinsate into application equipment or a mix tank or store rinsate for later use or disposal. Repeat this procedure two more times. Then offer for recycling if available or puncture and dispose of in a sanitary landfill, or by incineration, or by other procedures approved by state and local authorities.

Container Handling [greater than 5 gallons]

Refillable container. Refill this container with pesticide only. Do not reuse this container for any other purpose. Cleaning the container before final disposal is the responsibility of the person disposing of the container. Cleaning before refilling is the responsibility of the person refilling. To clean container before final disposal, empty the remaining contents from this container into application equipment or a mix tank. Fill the container about 10 percent full with water. Agitate vigorously or recirculate water with the pump for 2 minutes. Pour or pump rinsate into application equipment or rinsate collection system. Repeat this rinsing procedure two more times. Then offer for recycling if available or puncture and dispose of in a sanitary landfill, or by incineration, or by other procedures allowed by state and local authorities.

CONTAINER IS NOT SAFE FOR FOOD, FEED, OR DRINKING WATER.

Aprovia®, the ALLIANCE FRAME 
the SYNGENTA Logo and the PURPOSE ICON 
are Trademarks of a Syngenta Group Company

Viton® is a trademark of E.I. DuPont de Nemours and Company.

©2018 Syngenta

For non-emergency (e.g., current product information), call
Syngenta Crop Protection at 1-800-334-9481.

Manufactured for:
Syngenta Crop Protection, LLC
P.O. Box 18300
Greensboro, North Carolina 27419-8300

SCP 1475B-L1A 0618
4097094

BENZOVINDIFLUPYR GROUP 7 FUNGICIDE

PROPICONAZOLE GROUP 3 FUNGICIDE



Active Ingredients:	
Propiconazole*	12.07%
Benzovindiflupyr**	7.24%
Other Ingredients:	80.69%
Total:	100.00%

*CAS No. 60207-90-1
**CAS No. 1072957-71-1

Contains 1.04 lb ai of propiconazole active ingredient and 0.625 lb ai of benzovindiflupyr active ingredient per gallon

See additional precautionary statements and directions for use inside booklet.

AGRICULTURAL USE REQUIREMENTS

Use this product only in accordance with its labeling and with the Worker Protection Standard, 40 CFR part 170. Refer to supplemental labeling under "Agricultural Use Requirements" in the Directions for Use section for information about this standard.

EPA Reg. No. 100-1475
EPA Est. 39578-TX-1

Aprovia® and the SYNGENTA Logo are Trademarks of a Syngenta Group Company

©2018 Syngenta

Manufactured for:
Syngenta Crop Protection, LLC
P.O. Box 18300
Greensboro, North Carolina 27419-8300

SCP 1475B-L1A 0618
4097094

KEEP OUT OF REACH OF CHILDREN. DANGER/PELIGRO

Si usted no entiende la etiqueta, busque a alguien para que se la explique a usted en detalle. (If you do not understand the label, find someone to explain it to you in detail.)

FIRST AID

If in eyes: Hold eye open and rinse slowly and gently with water for 15-20 minutes. Remove contact lenses, if present, after the first 5 minutes, then continue rinsing eye. Call a poison control center or doctor for treatment advice. If on skin or clothing: Take off contaminated clothing. Rinse skin immediately with plenty of water for 15-20 minutes. Call a poison control center or doctor for treatment advice. If inhaled: Move person to fresh air. If person is not breathing, call 911 or an ambulance, then give artificial respiration, preferably mouth-to-mouth, if possible. Call a poison control center or doctor for further treatment advice. If swallowed: Call a poison control center or doctor immediately for treatment advice. Have person sip a glass of water if able to swallow. Do not induce vomiting unless told to by a poison control center or doctor. Do not give anything by mouth to an unconscious person.

Have the product container or label with you when calling a poison control center or doctor, or going for treatment.

NOTE TO PHYSICIAN: Probable mucosal damage may contraindicate the use of gastric lavage.

HOT LINE NUMBER: For 24-Hour Medical Emergency Assistance (Human or Animal) Or Chemical Emergency Assistance (Spill, Leak, Fire or Accident) Call 1-800-888-8372.

PRECAUTIONARY STATEMENTS

Hazards to Humans and Domestic Animals

DANGER/PELIGRO

Corrosive to the eyes. Causes irreversible eye damage. Harmful if swallowed, inhaled or absorbed through skin. Do not get in eyes or on skin or clothing. Avoid breathing spray mist. Avoid contact with skin, eyes or clothing.

Environmental Hazards: Benzovindiflupyr and propiconazole are toxic to fish. Benzovindiflupyr is toxic to aquatic invertebrates and mammals and propiconazole is toxic to shrimp. Drift and runoff may be hazardous to aquatic organisms in water adjacent to treated area.

For terrestrial uses: Do not apply directly to water, or to areas where surface water is present, or to intertidal areas below the mean high water mark. Do not contaminate water when disposing of equipment washwater or rinsate.

Surface Water Advisory: This product may impact surface water quality due to runoff of rain water or irrigation water. This is especially true for poorly draining soils and soils with shallow ground water. A 15-foot level vegetative buffer strip between areas to which this product is applied and surface water features such as ponds, streams, and springs will reduce the potential loading of benzovindiflupyr and propiconazole from runoff water and sediment. Do not cultivate within 15 feet of the aquatic areas to allow growth of a vegetative filter strip. Runoff of this product will be reduced by avoiding applications when rainfall or irrigation is expected to occur within 48 hours. Sound erosion control practices will reduce this product's potential to reach aquatic sediment via runoff.

STORAGE AND DISPOSAL

Do not contaminate water, food, or feed by storage or disposal.

Pesticide Storage: Store in original container only. Store in a cool, dry and well-ventilated place. Protect from excessive heat. Keep container closed when not in use. Do not store near food or feed.

Pesticide Disposal: Pesticide wastes may be toxic. Improper disposal of unused pesticide, spray mixture, or rinse water is a violation of Federal Law. If these wastes cannot be used according to label instructions, contact your State Pesticide or Environmental Control Agency, or the Hazardous Waste representative at the nearest EPA Regional Office for guidance in proper disposal methods.

Container Handling

Non-refillable container. Do not reuse or refill this container. Triple rinse container (or equivalent) promptly after emptying. Triple rinse as follows: Empty the remaining contents into application equipment or a mix tank and drain for 10 seconds after the flow begins to drip. Fill the container 1/4 full with water and recap. Shake for 10 seconds. Pour rinsate into application equipment or a mix tank or store rinsate for later use and disposal. Drain for 10 seconds after the flow begins to drip. Repeat this procedure two more times. Then offer for recycling if available or puncture and dispose of in a sanitary landfill, or by incineration, or by other procedures approved by state and local authorities.

CONTAINER IS NOT SAFE FOR FOOD, FEED, OR DRINKING WATER.

2.5 gallons
Net Contents

syngenta®

